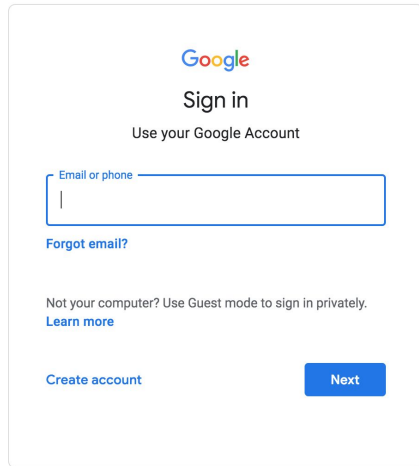


Logging into Google Classroom from home

Step 1

Go to classroom.google.com & Login using your student [Google](#) account



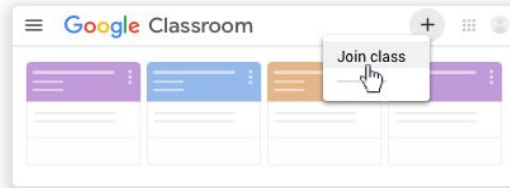
The screenshot shows the Google Classroom sign-in page. At the top is the Google logo, followed by the text "Sign in" and "Use your Google Account". Below this is a text input field labeled "Email or phone" with a cursor inside. To the left of the field is a link for "Forgot email?". Below the field is the text "Not your computer? Use Guest mode to sign in privately." with a link for "Learn more". At the bottom left is a link for "Create account" and at the bottom right is a blue "Next" button.

English (United States) ▾

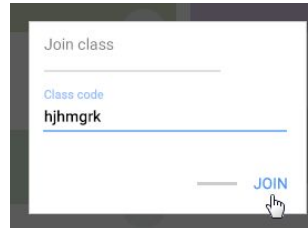
[Help](#) [Privacy](#) [Terms](#)

Step 2

At the top, click + and Join class



Next, enter the class code provided by your teacher & click Join



The screenshot shows the "Join class" form. It has a title "Join class" and a text input field. Below the field is the text "Class code" and the class code "hjhmgrk" is entered. At the bottom right is a blue "JOIN" button with a mouse cursor hovering over it.

Step 3

You are now on Classroom!



If you are having trouble logging on, please contact your teacher.