

# 2024-25 Second Interim Report

## Board Meeting

*March 18, 2025*

Presented by

**Mary Pollett**, Chief Business Official

**Soo Kim**, Director of Business Services



# Second Interim Overview



- **2<sup>nd</sup> Interim Certification**
- **FY 2024-25 Budget Cycle**
- **General Fund Assumptions**
- **2<sup>nd</sup> Interim General Fund Major Changes**
- **General Fund Revenue & Expenditures**
- **Other Funds Summary**
- **Next Steps**

# Second Interim Certification



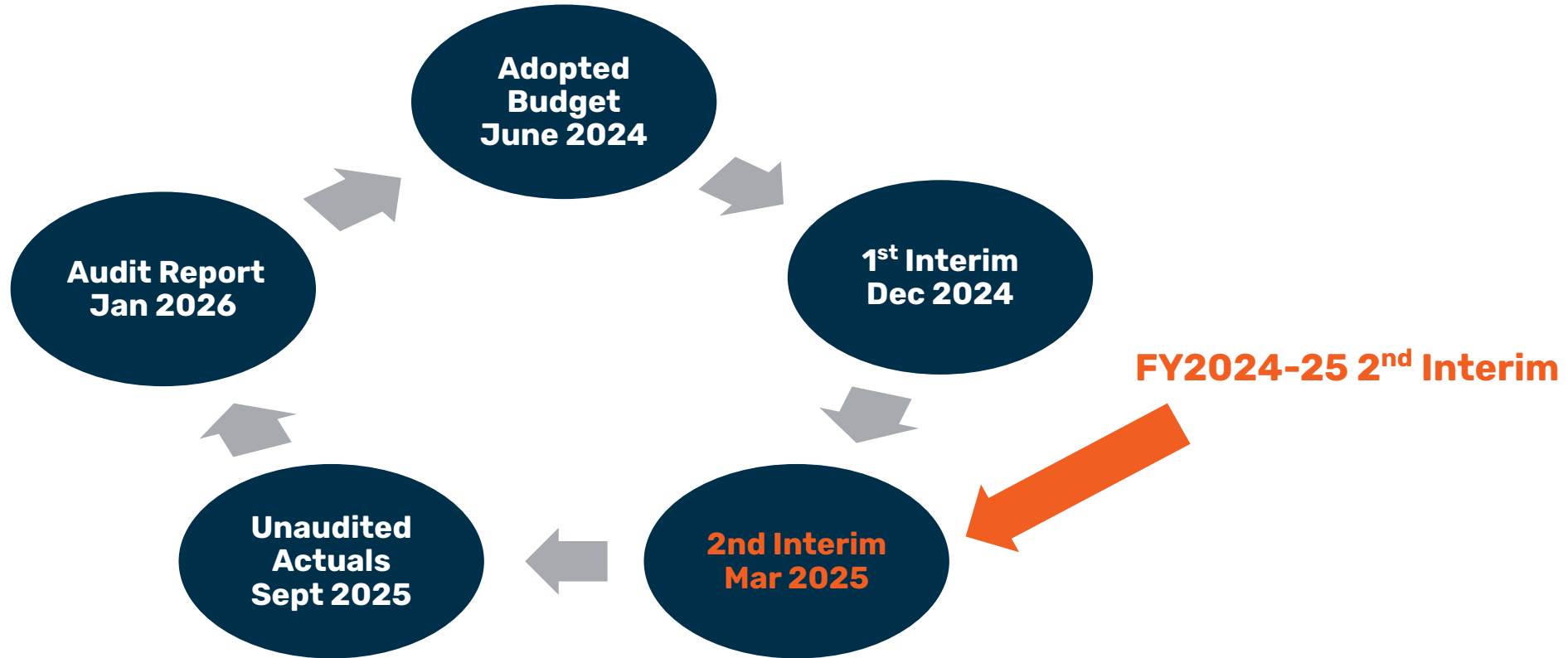
- The 2nd Interim Report represents the District's second official revision to the First Interim.
- Includes actual financial data through January 31, 2025 with revised projections through the remainder of the fiscal year.
- The District must certify its financial condition with each Interim Report.



**Positive – meets financial obligations for current and two subsequent fiscal years.**

- Qualified – may not be able to meet financial obligations for current and two subsequent fiscal years.
- Negative – will be unable to meet its financial obligations for current and two subsequent fiscal years.

# Budget Cycle



# Second Interim Assumptions



	2024-25	2025-26	2026-27
Statutory COLA	1.07%	2.43%	3.52%
Enrollment	2120	2130	2130
Projected ADA	2025.6	2034.8	2034.8
CalSTRS	19.10%	19.10%	19.10%
CalPERS	27.05%	27.40%	27.50%

# Second Interim General Fund Revenue

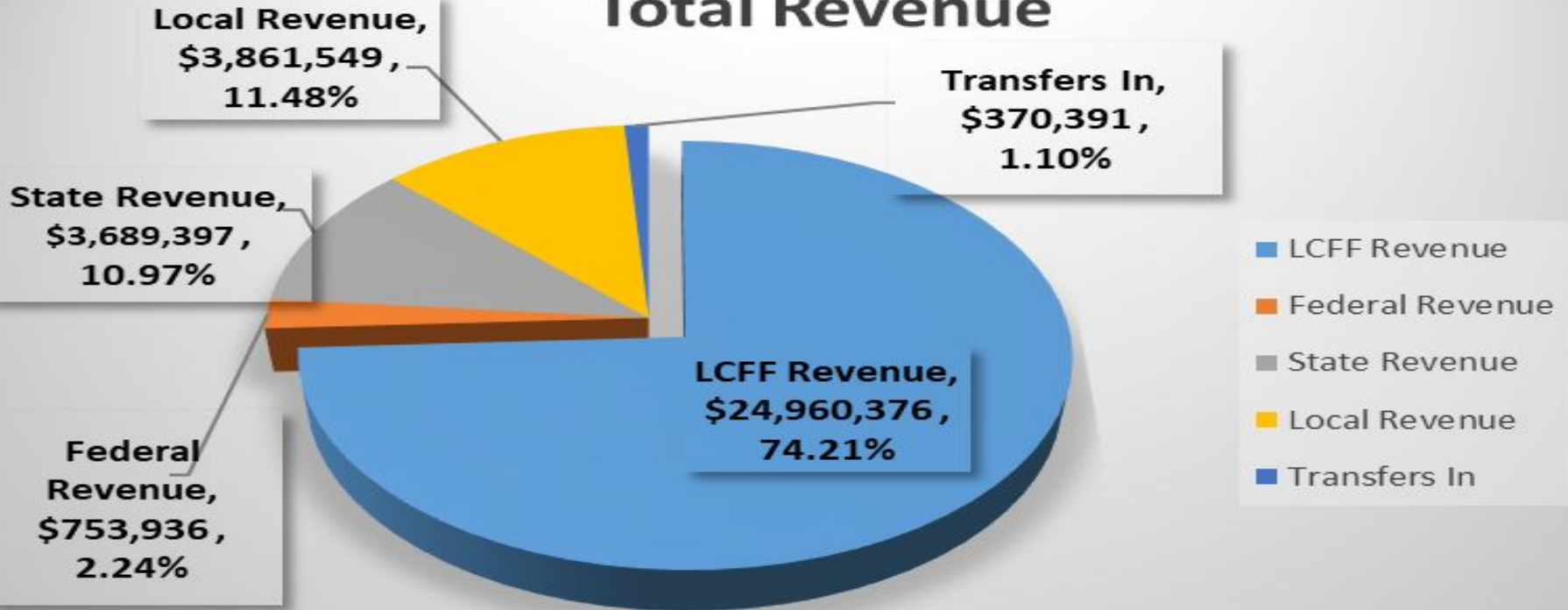


Revenues		Unrestricted	Restricted	Total Combined
<b>LCFF Sources</b>	8010-8099	<b>23,221,448</b>	<b>1,738,928</b>	<b>24,960,376</b>
<b>Federal Revenue</b>	8100-8299	<b>-</b>	<b>753,936</b>	<b>753,936</b>
<b>Other State Revenue</b>	8300-8599	<b>496,625</b>	<b>3,192,772</b>	<b>3,689,397</b>
<b>Other Local Revenue</b>	8600-8799	<b>1,287,309</b>	<b>2,574,240</b>	<b>3,861,549</b>
<b>Transfers In</b>	8900-8929	<b>370,391</b>	<b>-</b>	<b>370,391</b>
<b>Contributions</b>		<b>(4,898,482)</b>	<b>4,898,482</b>	<b>-</b>
<b>Total Revenues</b>		<b>\$20,477,291</b>	<b>\$13,158,358</b>	<b>\$33,635,649</b>

# Second Interim General Fund Revenue



## Total Revenue



# Second Interim General Fund Expenditures

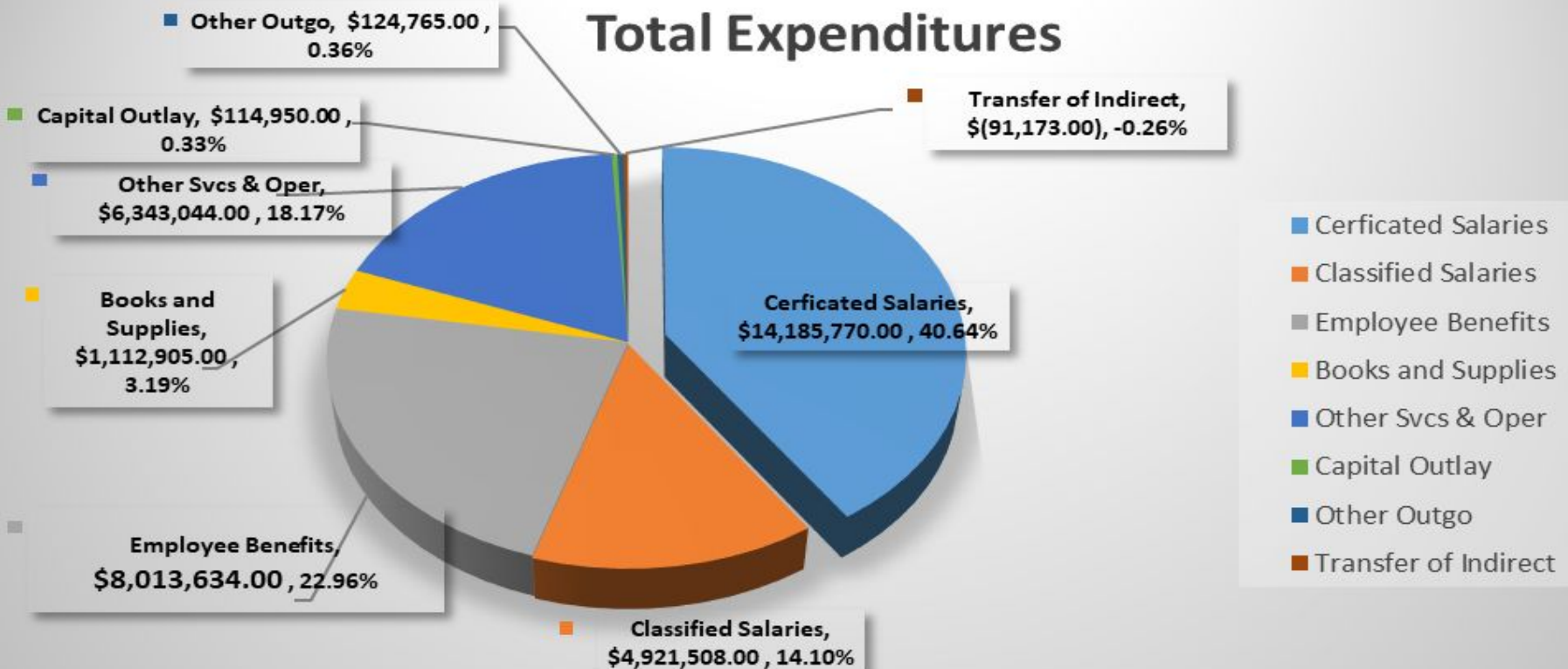


GF Expenditures		Unrestricted	Restricted	Total Combined
Certificated Salaries	1000-1999	10,565,650	3,620,120	14,185,770
Classified Salaries	2000-2999	2,849,701	2,071,807	4,921,508
Employee Benefits	3000-3999	4,530,022	3,483,612	8,013,634
Materials and Supplies	4000-4999	627,455	485,450	1,112,905
Services and Other Operating Costs	5000-5999	1,746,132	4,596,912	6,343,044
Capital Outlay	6000-6999	32,647	82,303	114,950
Other Outgo-Transfer of Direct Charges	7100-7299, 7400-7499	63,902	60,863	124,765
Other Outgo - Indirect Charges	7300-7399	(274,860)	183,687	(91,173)
<b>Total Expenditures</b>		<b>\$20,140,649</b>	<b>\$14,584,755</b>	<b>\$34,725,404</b>

# Second Interim General Fund Expenditures



## Total Expenditures



# 1<sup>st</sup> Interim vs. 2<sup>nd</sup> Interim Budget



Revenues:	1st Interim	2nd Interim	Variance	Explanation
LCFF Revenue	25,041,159	24,960,376	(80,783)	ADA decreased
Federal Revenue	747,429	753,936	6,507	Applied COLA to Federal grant
State Revenue	3,676,992	3,689,397	12,405	Applied COLA to State grant
Local Revenue	3,478,179	3,861,549	383,370	Interest income/ Big Lift
Transfers In	370,391	370,391	0	
<b>Total Revenue</b>	<b>\$33,314,150</b>	<b>\$33,635,649</b>	<b>\$321,499</b>	
Expenditures:			0	
Certificated Salaries	14,095,812	14,185,770	89,958	Summer program and subbing
Classified Salaries	5,019,079	4,921,508	(97,571)	various resource
Employee Benefits	8,097,820	8,013,634	(84,186)	Reduced salaries above
Materials and Supplies	906,835	1,112,906	206,071	Big Lift add'l funding/ IT & Facilities dept
Other Svcs & Oper	6,232,595	6,343,044	110,449	Mainly insurance increase
Capital Outlay	92,303	114,950	22,647	Maintain capital assets
Other Outgo	124,765	124,765	0	
Transfer of Indirect	(85,894)	(91,173)	(5,279)	Reduced indirect cost
<b>Total Expenditures</b>	<b>\$34,483,315</b>	<b>\$34,725,404</b>	<b>242,089</b>	

# Summary: General Fund Revenues & Expenditures



2nd Interim GF Summary	Unrestricted	Restricted	Combined
Total Revenue	20,477,291	13,157,144	33,634,435
Total Expenditures	20,140,649	14,584,754	34,725,403
Net Increase/(Decrease)	336,642	(1,426,397)	(1,089,755)
Beginning Balance	7,302,227	5,032,244	12,334,472
Ending Fund Balance (EFB)	\$8,881,288	\$4,004,406	\$12,885,695
Components of EFB:			
Restricted		2,578,009	2,578,009
Revolving Cash	20		20
Reserve for Deficit Spending 25/26 & 26/27	4,041,206		4,041,206
Assigned to Reserve by Board	4,134,942		4,134,942
Reserve for Economic Uncertainties-3%	1,041,762		1,041,762
Total EFB	\$9,217,930	\$2,578,009	\$11,795,939

# Multi-Year Projection



	2024-25	2025-26	2026-27
Total Revenue	33,635,648	33,601,052	34,332,209
Total Expenditures	34,725,404	35,306,889	35,903,467
Net Increase/(Decrease)	(1,089,756)	(1,705,837)	(1,571,258)
Beginning Balance	12,885,695	11,785,985	10,080,148
Ending Fund Balance (EFB)	\$11,785,985	\$10,080,148	\$8,508,890
Components of EFB:			
Restricted	2,578,009	997,913	0
Revolving Cash	20	20	20
Reserve for Deficit Spending 25/26 & 26/27	3,277,095	1,571,258	1,447,298
Assigned to Reserve by Board	4,889,097	6,451,750	5,984,468
Reserve for Economic Uncertainties-3%	1,041,763	1,059,207	1,077,104
Total EFB	\$11,785,985	\$10,080,148	\$8,508,890

# One-Time and Ongoing Grant Funding Update



# One-time and Ongoing Grant Funding



Grant Funding	Projected Ending Balance as of FY24-25	Deadline	One-time/ Ongoing
Art, Music, Instructional Materials Discretionary Block Grant	\$527,240	6/30/2026	One-time
ELO-P (Extended Learning Opp Pro)	\$797,673	Ongoing	Ongoing
Prop 28 Arts & Music in Schools (AMS)	\$300,574	Ongoing	Ongoing

# Summary of Other Funds



2 <sup>nd</sup> Interim Summary	Student Activity Special Reserve Fund	Cafeteria	Special Reserve for Other than Capital Outlay	Foundation	Special Reserve for Post Employment Benefits	Capital Facilities	Special Reserve for Capital Outlay Projects
	Fund 08	Fund 13	Fund 17	Fund 19	Fund 20	Fund 25	Fund 40
Revenues	145,000	1,531,848	30,000	1,500	77,000	130,000	713,540
Expenditures	145,000	1,534,433	0	0	275,000	583,839	1,525,858
Net Increase (Decrease) In Fund Balance	0	(2,585)	30,000	1,500	(198,000)	(453,839)	(812,318)
Beginning Balance	119,557	1,609,548	948,458	52,880	2,242,592	762,410	13,349,142
Ending Fund Balance	\$119,557	\$1,606,963	\$978,458	\$54,380	\$2,044,592	\$308,571	\$12,536,824

# Best Practices



**MESD strives to follow these fundamental best practices:**

- 1. Maintain a structurally balanced budget**
- 2. Student centered**
- 3. Build adequate reserves**
- 4. Cash flow management**
- 5. Risk mitigations**



# Next Steps



- **April- June      Budget Development and LCAP**
- **May              Release of Governor's Budget- May Revision**
- **June 3, 2025    Public Hearing 2025/26 LCAP & Adopted budget**
- **June 17, 2025   Board Action on 2025/26 LCAP & Adopted budget**

**Questions?**

# **Millbrae Elementary School District**



## **2024-25 Second Interim Report Executive Summary**

### **Board of Trustees**

Ms. Maggie Musa, President of the Board  
Ms. Karen Chin, Vice President of the Board  
Mr. Frank Barbaro, Clerk of the Board  
Ms. Claire Beltrami, Trustee  
Ms. Lynne Ferrario, Trustee

### **Administration**

Lisa Hickey, Superintendent  
Mary Pollett, Chief Business Official  
Catherine Waslif, Director of Educational Services  
Soo Kim, Director of Business Services

## Fiscal Year Budget Calendar (FY 2024-2025)

June 2024	Board Adopts FY 2024-25 budget and LCAP Governor signs State Budget
July-August 2024	No later than 45 days after the Governor signs the annual Budget Act, the school district should make available for public review any revisions in revenues and expenditures that it has made to its budget to reflect the funding made available by that Budget Act.
October 2024	First Interim cut off FY 2024-25
December 2024	Board approval First Interim FY 2024-25
January 2025	Audit Report FY 2023-24 <i>Board approval of Auditor's Report for FY 2023-24</i>
March 2025	Board approval Second Interim for FY 2024-25
June 2025	Board Adopts FY 2025-26 budget and LCAP Governor signs State Budget

### Introduction:

The Executive Summary provides an overview of the financial data reported in the Standardized Account Code Structure (SACS) Second Interim Report for the Fiscal Year 2024-2025. This summary aims to assist the public in understanding changes since the First Interim Report, submitted in December 2024. The First Interim Financial Report reflects changes to the budget through October 31, 2024, while the Second Interim Financial Report reflects changes to the budget through January 31, 2025.

For each interim report, the District must use the multi-year projections to certify one of the following:

- **Positive Certification:** The District WILL MEET its financial obligations for the current year and the two subsequent fiscal years.
- **Qualified Certification:** The District MAY NOT MEET its financial obligations for the current year and the two subsequent fiscal years.
- **Negative Certification:** The District WILL BE UNABLE TO MEET its financial obligations for the remainder of the current year or subsequent fiscal year based on current projections (not meeting reserves in the current year or having a negative fund balance in any year).

## SECOND INTERIM UPDATES: CHANGES JULY 1, 2024- JANUARY 31, 2025

Since the adoption of the District's 2024-2025 Budget, the following budget revisions have been requested:

### General Fund Revenues

General Fund Revenues at the Second Interim are projected to be \$33,635,649, compared to \$33,314,150 at the First Interim, reflecting a net increase of \$321,499.

### Second Interim Budget Revisions

<b>Revenues:</b>	<b>1st Interim</b>	<b>2nd Interim</b>	<b>Variance</b>
LCFF Revenue	25,041,159	24,960,376	(80,783)
Federal Revenue	747,429	753,936	6,507
State Revenue	3,676,992	3,689,397	12,405
Local Revenue	3,478,179	3,861,549	383,370
Transfers In	370,391	370,391	0
<b>Total Revenue</b>	<b>\$33,314,150</b>	<b>\$33,635,649</b>	<b>\$321,499</b>
<b>Expenditures:</b>			
Certificated Salaries	14,095,812	14,185,770	89,958
Classified Salaries	5,019,079	4,921,508	(97,571)
Employee Benefits	8,097,820	8,013,634	(84,186)
Materials and Supplies	906,835	1,112,906	(166,072)
Other Svcs & Oper	6,232,595	6,343,044	110,449
Capital Outlay	92,303	114,950	22,647
Other Outgo	124,765	124,765	0
Transfer of Indirect	(85,894)	(91,173)	(5,279)
<b>Total Expenditures</b>	<b>\$34,483,315</b>	<b>\$34,725,404</b>	<b>242,089</b>

1. **Local Control Funding Formula (LCFF)/Property Tax Revenue:** This revenue source includes LCFF revenue (based on ADA) and state special education funding from the local SELPA. At the First Interim, the LCFF was \$25,041,159, compared to \$24,960,376, reflecting a decrease of \$80,783 or 0.32% due to a decline in average daily attendance.
2. **Federal Revenue:** The slight increase in Federal Revenue is due to COLA applied to Federal grants, amounting to a total of \$6,507, resulting in a net increase of 0.87%.
3. **Other State Revenue:** Changes in State Revenue were primarily attributed to COLA applied to State grant. The net increase in Other State Revenue is \$12,405 or 0.34%.

4. **Other Local Revenue:** The primary drivers of the increase in Local Revenue were the addition of interest income and Big Lift grant. It is important to note that while most donations are not initially accounted for in the budget, except MEF, they are incorporated once received. Typically, these contributions are considered locally restricted since they are earmarked for specific purposes. An equivalent expenditure increase will offset these locally restricted revenues, in line with other restricted funds. The net increase in Local Revenue is \$383,370, or 11%.

### General Fund Expenditures

General Fund Expenditures at the Second Interim are projected to be \$34,725,404, compared to the First Interim budget expenditures of \$34,483,315, resulting in a net increase of \$242,089 or 0.7%. This increase is primarily due to adjustments in the following categories:

1. **Certificated Salaries:** An increase of \$89,958 or 0.64% due to adjustments in staffing requirements such as contracted positions, hourly wages, and substitutes.
2. **Classified Salaries:** A decrease of \$97,571 or 0.6%, which is a result of adjustments to staffing demands, with the budget reallocated to contracted services, and Big Lift grant.
3. **Employee Benefits:** A decrease of \$84,186 or 1%, which corresponds to the decrease in Classified Salaries, including adjustments aimed at reducing the Other Post-Employment Benefits (OPEB) liability.
4. **Books and Supplies:** An increase of \$206,071 or 22.7%, due to the Big Lift funding, IT and facilities expenditures.
5. **Services and Other Operating Expenses:** An increase of \$110,449 or 1.8%, mainly due to professional contracting services and insurance cost increase.
6. **Capital Outlay:** This category includes expenditures for capital assets exceeding \$5,000.
7. **Other Outgo:** Expenditures for tuition, excess costs, and deficits paid to programs operated by the county superintendent of schools.

### General Fund Ending Balance

To receive a Positive Certification for the Second Interim Report, the District must demonstrate that it can meet its financial obligations for the current year and the subsequent two fiscal years. In addition, Board Policy 1900 requires the equivalent of 17% of general fund expenditures to be held in the Reserve Fund.

### Multi-Year Projections

The Multi-Year Projection (MYP) is a required component of the first and the second Interim Budget, showing the District's ability to meet its financial obligations in the current and two subsequent years while maintaining a 3% reserve for economic uncertainties. Enrollment and Average Daily Attendance (ADA) are significant factors in the MYP.

	2024-25	2025-26	2026-27
<b>Total Revenue</b>	33,635,648	33,601,052	34,332,209
<b>Total Expenditures</b>	34,725,404	35,306,889	35,903,467

Net Increase/(Decrease)	(1,089,756)	(1,705,837)	(1,571,258)
Beginning Balance	12,885,695	11,785,985	10,080,148
Ending Fund Balance (EFB)	\$11,785,985	\$10,080,148	\$8,508,890
<b>Components of EFB:</b>			
Restricted	2,578,009	997,913	0
Revolving Cash	20	20	20
Reserve for Deficit Spending 25/26 & 26/27	3,277,095	1,571,258	1,447,298
Assigned to Reserve by Board	4,889,097	6,451,750	5,984,468
Reserve for Economic Uncertainties-3%	1,041,763	1,059,207	1,077,104
<b>Total EFB</b>	<b>\$11,785,985</b>	<b>\$10,080,148</b>	<b>\$8,508,890</b>

**Assumptions used for the Multi-Year Projection:**

	<b>Fiscal Year 2024-2025</b>	<b>Fiscal Year 2025-2026</b>	<b>Fiscal Year 2026-2027</b>
Statutory COLA	1.07%	2.43%	3.52%
Enrollment	2120	2130	2130
Funded P-1 ADA	2025.6	2034.8	2034.8
STRS	19.10%	19.10%	19.10%
PERS	27.05%	27.40%	27.50%

**Other Funds:**

2 <sup>nd</sup> Interim Summary	Student Activity Special Reserve Fund	Cafeteria	Special Reserve for Other than Capital Outlay	Foundation	Special Reserve for Post Employment Benefits	Capital Facilities	Special Reserve for Capital Outlay Projects
	Fund 08	Fund 13	Fund 17	Fund 19	Fund 20	Fund 25	Fund 40
Revenues	145,000	1,531,848	30,000	1,500	77,000	130,000	713,540
Expenditures	145,000	1,534,433	0	0	275,000	583,839	1,525,858
Net Increase (Decrease) In Fund Balance	0	(2,585)	30,000	1,500	(198,000)	(453,839)	(812,318)
Beginning Balance	119,557	1,609,548	948,458	52,880	2,242,592	762,410	13,349,142
Ending Fund Balance	\$119,557	\$1,606,963	\$978,458	\$54,380	\$2,044,592	\$308,571	\$12,536,824

## **In Summary**

The District's revenue largely depends on LCFF funding (74%), which is directly tied to student ADA, and local revenue sources such as parcel taxes and community donations (11.5%). Improving ADA is crucial to increasing funding. On the expenditure side, staff salaries, benefits, and contracted services make up about 80% of the District's revenue. Despite the projected deficit, the District is expected to maintain financial stability throughout FY 2024-25 and into the subsequent two years.

It is recommended that the Board of Trustees approve a **Positive Certification**, confirming that the District will be able to meet its financial obligations for the current year and the subsequent two fiscal years.

## **Next Steps**

- Governor's May Revise - May 2025
- 2025-26 Budget Development - Early Spring 2025
- Budget and LCAP Adoption - June 2025

G = General Ledger Data; S = Supplemental Data

Form	Description	Data Supplied For:			
		2024-25 Original Budget	2024-25 Board Approved Operating Budget	2024-25 Actuals to Date	2024-25 Projected Totals
01I	General Fund/County School Service Fund	GS	GS	GS	GS
08I	Student Activity Special Revenue Fund	G	G		G
09I	Charter Schools Special Revenue Fund				
10I	Special Education Pass-Through Fund				
11I	Adult Education Fund				
12I	Child Development Fund				
13I	Cafeteria Special Revenue Fund	G	G	G	G
14I	Deferred Maintenance Fund				
15I	Pupil Transportation Equipment Fund				
17I	Special Reserve Fund for Other Than Capital Outlay Projects	G	G	G	G
18I	School Bus Emissions Reduction Fund				
19I	Foundation Special Revenue Fund	G	G	G	G
20I	Special Reserve Fund for Postemployment Benefits	G	G	G	G
21I	Building Fund				
25I	Capital Facilities Fund	G	G	G	G
30I	State School Building Lease-Purchase Fund				
35I	County School Facilities Fund				
40I	Special Reserve Fund for Capital Outlay Projects	G	G	G	G
49I	Capital Project Fund for Blended Component Units				
51I	Bond Interest and Redemption Fund				
52I	Debt Service Fund for Blended Component Units				
53I	Tax Override Fund				
56I	Debt Service Fund				
57I	Foundation Permanent Fund				
61I	Cafeteria Enterprise Fund				
62I	Charter Schools Enterprise Fund				
63I	Other Enterprise Fund				
66I	Warehouse Revolving Fund				
67I	Self-Insurance Fund				
71I	Retiree Benefit Fund				
73I	Foundation Private-Purpose Trust Fund				
76I	Warrant/Pass-Through Fund				
95I	Student Body Fund				
AI	Average Daily Attendance	S	S		S
CASH	Cashflow Worksheet				S
CI	Interim Certification				S
ESMOE	Every Student Succeeds Act Maintenance of Effort				GS
ICR	Indirect Cost Rate Worksheet	S	S	S	S
MYPI	Multiyear Projections - General Fund				GS
SIAI	Summary of Interfund Activities - Projected Year Totals				G
01CSI	Criteria and Standards Review				S

Millbrae Elementary  
San Mateo County

Second Interim  
DISTRICT CERTIFICATION OF INTERIM REPORT  
For the Fiscal Year 2024-25

41 68973 0000000  
Form CI  
F82H7C136B(2024-25)

NOTICE OF CRITERIA AND STANDARDS REVIEW. This interim report was based upon and reviewed using the state-adopted Criteria and Standards. (Pursuant to Education Code (EC) sections 33129 and 42130)

Signed: \_\_\_\_\_

District Superintendent or Designee

Date: \_\_\_\_\_

3/18/25

NOTICE OF INTERIM REVIEW. All action shall be taken on this report during a regular or authorized special meeting of the governing board.

To the County Superintendent of Schools:

This interim report and certification of financial condition are hereby filed by the governing board of the school district. (Pursuant to EC Section 42131)

Meeting Date: March 18, 2025

Signed: \_\_\_\_\_

President of the Governing Board

CERTIFICATION OF FINANCIAL CONDITION

☒

POSITIVE CERTIFICATION

As President of the Governing Board of this school district, I certify that based upon current projections this district will meet its financial obligations for the current fiscal year and subsequent two fiscal years.

QUALIFIED CERTIFICATION

As President of the Governing Board of this school district, I certify that based upon current projections this district may not meet its financial obligations for the current fiscal year or two subsequent fiscal years.

NEGATIVE CERTIFICATION

As President of the Governing Board of this school district, I certify that based upon current projections this district will be unable to meet its financial obligations for the remainder of the current fiscal year or for the subsequent fiscal year.

Contact person for additional information on the interim report:

Name: Mary Pollett

Telephone: 650-697-5693

Title: CBO

E-mail: mpollett@millbraesd.org

Criteria and Standards Review Summary

The following summary is automatically completed based on data provided in the Criteria and Standards Review form (Form 01CSI). Criteria and standards that are "Not Met," and supplemental information and additional fiscal indicators that are "Yes," may indicate areas of potential concern, which could affect the interim report certification, and should be carefully reviewed.

CRITERIA AND STANDARDS			Met	Not Met
1	Average Daily Attendance	Projected funded ADA for any of the current or two subsequent fiscal years has not changed by more than two percent since first interim.	X	
2	Enrollment	Projected enrollment for any of the current or two subsequent fiscal years has not changed by more than two percent since first interim.	X	
3	ADA to Enrollment	Projected second period (P-2) ADA to enrollment ratio for the current and two subsequent fiscal years is consistent with historical ratios.	X	
4	Local Control Funding Formula (LCFF) Revenue	Projected LCFF revenue for any of the current or two subsequent fiscal years has not changed by more than two percent since first interim.	X	
5	Salaries and Benefits	Projected ratio of total unrestricted salaries and benefits to total unrestricted general fund expenditures has not changed by more than the standard for the current and two subsequent fiscal years.	X	
6a	Other Revenues	Projected operating revenues (federal, other state, other local) for the current and two subsequent fiscal years have not changed by more than five percent since first interim.		X
6b	Other Expenditures	Projected operating expenditures (books and supplies, services and other expenditures) for the current and two subsequent fiscal years have not changed by more than five percent since first interim.	X	
7	Ongoing and Major Maintenance Account	If applicable, changes occurring since first interim meet the required contribution to the ongoing and major maintenance account (i.e., restricted maintenance account).	X	
8	Deficit Spending	Unrestricted deficit spending, if any, has not exceeded the standard in any of the current or two subsequent fiscal years.		X
9a	Fund Balance	Projected general fund balance will be positive at the end of the current and two subsequent fiscal years.	X	
9b	Cash Balance	Projected general fund cash balance will be positive at the end of the current fiscal year.	X	
10	Reserves	Available reserves (e.g., reserve for economic uncertainties, unassigned/unappropriated amounts) meet minimum requirements for the current and two subsequent fiscal years.	X	

**Second Interim**  
**DISTRICT CERTIFICATION OF INTERIM REPORT**  
**For the Fiscal Year 2024-25**

SUPPLEMENTAL INFORMATION			No	Yes
S1	Contingent Liabilities	Have any known or contingent liabilities (e.g., financial or program audits, litigation, state compliance reviews) occurred since first interim that may impact the budget?	X	
S2	Using One-time Revenues to Fund Ongoing Expenditures	Are there ongoing general fund expenditures funded with one-time revenues that have changed since first interim by more than five percent?	X	
S3	Temporary Interfund Borrowings	Are there projected temporary borrowings between funds?	X	
S4	Contingent Revenues	Are any projected revenues for any of the current or two subsequent fiscal years contingent on reauthorization by the local government, special legislation, or other definitive act (e.g., parcel taxes, forest reserves)?	X	
S5	Contributions	Have contributions from unrestricted to restricted resources, or transfers to or from the general fund to cover operating deficits, changed since first interim by more than \$20,000 and more than 5% for any of the current or two subsequent fiscal years?		X
S6	Long-term Commitments	Does the district have long-term (multiyear) commitments or debt agreements?	X	
		• If yes, have annual payments for the current or two subsequent fiscal years increased over prior year's (2023-24) annual payment?	n/a	X
		• If yes, will funding sources used to pay long-term commitments decrease or expire prior to the end of the commitment period, or are they one-time sources?	n/a	
S7a	Postemployment Benefits Other than Pensions	Does the district provide postemployment benefits other than pensions (OPEB)?		X
		• If yes, have there been changes since first interim in OPEB liabilities?		X
S7b	Other Self-insurance Benefits	Does the district operate any self-insurance programs (e.g., workers' compensation)?	X	
		• If yes, have there been changes since first interim in self-insurance liabilities?	n/a	
S8	Status of Labor Agreements	As of second interim projections, are salary and benefit negotiations still unsettled for:		
		• Certificated? (Section S8A, Line 1b)	X	
		• Classified? (Section S8B, Line 1b)		X
S8	Labor Agreement Budget Revisions	For negotiations settled since first interim, per Government Code Section 3547.5(c), are budget revisions still needed to meet the costs of the collective bargaining agreement(s) for:		
		• Certificated? (Section S8A, Line 3)	n/a	
		• Classified? (Section S8B, Line 3)	n/a	
S9	Status of Other Funds	Are any funds other than the general fund projected to have a negative fund balance at the end of the current fiscal year?	X	

ADDITIONAL FISCAL INDICATORS			No	Yes
A1	Negative Cash Flow	Do cash flow projections show that the district will end the current fiscal year with a negative cash balance in the general fund?	X	
A2	Independent Position Control	Is personnel position control independent from the payroll system?	X	
A3	Declining Enrollment	Is enrollment decreasing in both the prior and current fiscal years?	X	
A4	New Charter Schools Impacting District Enrollment	Are any new charter schools operating in district boundaries that are impacting the district's enrollment, either in the prior or current fiscal year?	X	
A5	Salary Increases Exceed COLA	Has the district entered into a bargaining agreement where any of the current or subsequent fiscal years of the agreement would result in salary increases that are expected to exceed the projected state funded cost-of-living adjustment?	X	
A6	Uncapped Health Benefits	Does the district provide uncapped (100% employer paid) health benefits for current or retired employees?	X	
A7	Independent Financial System	Is the district's financial system independent from the county office system?	X	
A8	Fiscal Distress Reports	Does the district have any reports that indicate fiscal distress? If yes, provide copies to the COE, pursuant to EC 42127.6(a).	X	
A9	Change of CBO or Superintendent	Have there been personnel changes in the superintendent or chief business official (CBO) positions within the last 12 months?		X

Millbrae Elementary  
San Mateo County

2024-25 Second Interim  
AVERAGE DAILY ATTENDANCE

41 68973 0000000  
Form AI  
F82H7C136B(2024-25)

Description	ESTIMATED FUNDED ADA Original Budget (A)	ESTIMATED FUNDED ADA Board Approved Operating Budget (B)	ESTIMATED P-2 REPORT ADA Projected Year Totals (C)	ESTIMATED FUNDED ADA Projected Year Totals (D)	DIFFERENCE (Col. D - B) (E)	PERCENTAGE DIFFERENCE (Col. E / B) (F)
<b>A. DISTRICT</b>						
<b>1. Total District Regular ADA</b> Includes Opportunity Classes, Home & Hospital, Special Day Class, Continuation Education, Special Education NPS/LCI and Extended Year, and Community Day School (includes Necessary Small School ADA)	1,994.22	2,032.20	2,023.78	2,023.78	(8.42)	0.0%
<b>2. Total Basic Aid Choice/Court Ordered Voluntary Pupil Transfer Regular ADA</b> Includes Opportunity Classes, Home & Hospital, Special Day Class, Continuation Education, Special Education NPS/LCI and Extended Year, and Community Day School (ADA not included in Line A1 above)					0.00	
<b>3. Total Basic Aid Open Enrollment Regular ADA</b> Includes Opportunity Classes, Home & Hospital, Special Day Class, Continuation Education, Special Education NPS/LCI and Extended Year, and Community Day School (ADA not included in Line A1 above)					0.00	
<b>4. Total, District Regular ADA</b> (Sum of Lines A1 through A3)	1,994.22	2,032.20	2,023.78	2,023.78	(8.42)	0.0%
<b>5. District Funded County Program ADA</b>						
a. County Community Schools					0.00	
b. Special Education-Special Day Class					0.00	
c. Special Education-NPS/LCI	1.95	.99	1.80	1.80	.81	82.0%
d. Special Education Extended Year					0.00	
e. Other County Operated Programs: Opportunity Schools and Full Day Opportunity Classes, Specialized Secondary Schools					0.00	
f. County School Tuition Fund (Out of State Tuition) [EC 2000 and 46380]					0.00	
<b>g. Total, District Funded County Program ADA</b> (Sum of Lines A5a through A5f)	1.95	.99	1.80	1.80	.81	82.0%
<b>6. TOTAL DISTRICT ADA</b> (Sum of Line A4 and Line A5g)	1,996.17	2,033.19	2,025.58	2,025.58	(7.61)	0.0%
<b>7. Adults in Correctional Facilities</b>					0.00	
<b>8. Charter School ADA</b> (Enter Charter School ADA using Tab C. Charter School ADA)						

Description	ESTIMATED FUNDED ADA Original Budget (A)	ESTIMATED FUNDED ADA Board Approved Operating Budget (B)	ESTIMATED P-2 REPORT ADA Projected Year Totals (C)	ESTIMATED FUNDED ADA Projected Year Totals (D)	DIFFERENCE (Col. D - B) (E)	PERCENTAGE DIFFERENCE (Col. E / B) (F)
<b>B. COUNTY OFFICE OF EDUCATION</b>						
<b>1. County Program Alternative Education Grant ADA</b>						
a. County Group Home and Institution Pupils					0.00	
b. Juvenile Halls, Homes, and Camps					0.00	
c. Probation Referred, On Probation or Parole, Expelled per EC 48915(a) or (c) [EC 2574(c)(4)(A)]					0.00	
<b>d. Total, County Program Alternative Education ADA (Sum of Lines B1a through B1c)</b>	0.00	0.00	0.00	0.00	0.00	0.0%
<b>2. District Funded County Program ADA</b>						
a. County Community Schools					0.00	
b. Special Education-Special Day Class					0.00	
c. Special Education-NPS/LCI					0.00	
d. Special Education Extended Year					0.00	
e. Other County Operated Programs: Opportunity Schools and Full Day Opportunity Classes, Specialized Secondary Schools					0.00	
f. County School Tuition Fund (Out of State Tuition) [EC 2000 and 46380]					0.00	
<b>g. Total, District Funded County Program ADA (Sum of Lines B2a through B2f)</b>	0.00	0.00	0.00	0.00	0.00	0.0%
<b>3. TOTAL COUNTY OFFICE ADA (Sum of Lines B1d and B2g)</b>	0.00	0.00	0.00	0.00	0.00	0.0%
<b>4. Adults in Correctional Facilities</b>					0.00	
<b>5. County Operations Grant ADA</b>					0.00	
<b>6. Charter School ADA</b> (Enter Charter School ADA using Tab C. Charter School ADA)						

Description	ESTIMATED FUNDED ADA Original Budget (A)	ESTIMATED FUNDED ADA Board Approved Operating Budget (B)	ESTIMATED P-2 REPORT ADA Projected Year Totals (C)	ESTIMATED FUNDED ADA Projected Year Totals (D)	DIFFERENCE (Col. D - B) (E)	PERCENTAGE DIFFERENCE (Col. E / B) (F)
<b>C. CHARTER SCHOOL ADA</b>						
Authorizing LEAs reporting charter school SACS financial data in their Fund 01, 09, or 62 use this worksheet to report ADA for those charter schools.						
Charter schools reporting SACS financial data separately from their authorizing LEAs in Fund 01 or Fund 62 use this worksheet to report their ADA.						
<b>FUND 01: Charter School ADA corresponding to SACS financial data reported in Fund 01.</b>						
<b>1. Total Charter School Regular ADA</b>					0.00	
<b>2. Charter School County Program Alternative Education ADA</b>						
a. County Group Home and Institution Pupils					0.00	
b. Juvenile Halls, Homes, and Camps					0.00	
c. Probation Referred, On Probation or Parole, Expelled per EC 48915(a) or (c) [EC 2574(c)(4)(A)]					0.00	
<b>d. Total, Charter School County Program Alternative Education ADA</b> <b>(Sum of Lines C2a through C2c)</b>	0.00	0.00	0.00	0.00	0.00	0.0%
<b>3. Charter School Funded County Program ADA</b>						
a. County Community Schools					0.00	
b. Special Education-Special Day Class					0.00	
c. Special Education-NPS/LCI					0.00	
d. Special Education Extended Year					0.00	
e. Other County Operated Programs: Opportunity Schools and Full Day Opportunity Classes, Specialized Secondary Schools					0.00	
<b>f. Total, Charter School Funded County Program ADA</b> <b>(Sum of Lines C3a through C3e)</b>	0.00	0.00	0.00	0.00	0.00	0.0%
<b>4. TOTAL CHARTER SCHOOL ADA</b> <b>(Sum of Lines C1, C2d, and C3f)</b>	0.00	0.00	0.00	0.00	0.00	0.0%
<b>FUND 09 or 62: Charter School ADA corresponding to SACS financial data reported in Fund 09 or Fund 62.</b>						
<b>5. Total Charter School Regular ADA</b>					0.00	
<b>6. Charter School County Program Alternative Education ADA</b>						
a. County Group Home and Institution Pupils					0.00	
b. Juvenile Halls, Homes, and Camps					0.00	
c. Probation Referred, On Probation or Parole, Expelled per EC 48915(a) or (c) [EC 2574(c)(4)(A)]					0.00	
<b>d. Total, Charter School County Program Alternative Education ADA</b> <b>(Sum of Lines C6a through C6c)</b>	0.00	0.00	0.00	0.00	0.00	0.0%
<b>7. Charter School Funded County Program ADA</b>						
a. County Community Schools					0.00	
b. Special Education-Special Day Class					0.00	
c. Special Education-NPS/LCI					0.00	
d. Special Education Extended Year					0.00	
e. Other County Operated Programs: Opportunity Schools and Full Day Opportunity Classes, Specialized Secondary Schools					0.00	
<b>f. Total, Charter School Funded County Program ADA</b>						

Millbrae Elementary  
San Mateo County

2024-25 Second Interim  
AVERAGE DAILY ATTENDANCE

41 68973 0000000  
Form AI  
F82H7C136B(2024-25)

Description	ESTIMATED FUNDED ADA Original Budget (A)	ESTIMATED FUNDED ADA Board Approved Operating Budget (B)	ESTIMATED P-2 REPORT ADA Projected Year Totals (C)	ESTIMATED FUNDED ADA Projected Year Totals (D)	DIFFERENCE (Col. D - B) (E)	PERCENTAGE DIFFERENCE (Col. E / B) (F)
Program ADA (Sum of Lines C7a through C7e)	0.00	0.00	0.00	0.00	0.00	0.0%
8. TOTAL CHARTER SCHOOL ADA (Sum of Lines C5, C6d, and C7f)	0.00	0.00	0.00	0.00	0.00	0.0%
9. TOTAL CHARTER SCHOOL ADA Reported in Fund 01, 09, or 62 (Sum of Lines C4 and C8)	0.00	0.00	0.00	0.00	0.00	0.0%

Millbrae Elementary  
San Mateo County

Second Interim  
2024-25 Projected Year Totals  
Every Student Succeeds Act Maintenance of Effort  
Expenditures

41 68973 0000000  
Form ESMOE  
F82H7C136B(2024-25)

Section I - Expenditures	Funds 01, 09, and 62			2024-25 Expenditures
	Goals	Functions	Objects	
A. Total state, federal, and local expenditures (all resources)	All	All	1000-7999	34,725,404.42
B. Less all federal expenditures not allowed for MOE (Resources 3000-5999, except 3385)	All	All	1000-7999	2,402,655.83
C. Less state and local expenditures not allowed for MOE: (All resources, except federal as identified in Line B)				
1. Community Services	All	5000-5999	1000-7999	120,487.50
2. Capital Outlay	All except 7100-7199	All except 5000-5999	6000-6999 except 6600, 6910	114,950.23
3. Debt Service	All	9100	5400-5450, 5800, 7430-7439	22,992.00
4. Other Transfers Out	All	9200	7200-7299	0.00
5. Interfund Transfers Out	All	9300	7600-7629	0.00
6. All Other Financing Uses	All	9100 9200	7699 7651	0.00
7. Nonagency	7100-7199	All except 5000-5999, 9000-9999	1000-7999	0.00
8. Tuition (Revenue, in lieu of expenditures, to approximate costs of services for which tuition is received)	All	All	8710	0.00
9. Supplemental expenditures made as a result of a Presidentially declared disaster	Manually entered. Must not include expenditures in lines B, C1-C8, D1, or D2.			
10. Total state and local expenditures not allowed for MOE calculation (Sum lines C1 through C9)				258,429.73
D. Plus additional MOE expenditures:				
1. Expenditures to cover deficits for food services (Funds 13 and 61) (If negative, then zero)	All	All	1000-7143, 7300-7439 minus 8000-8699	2,584.96
2. Expenditures to cover deficits for student body activities	Manually entered. Must not include expenditures in lines A or D1.			0.00
E. Total expenditures subject to MOE (Line A minus lines B and C10, plus lines D1 and D2)				32,066,903.82
<b>Section II - Expenditures Per ADA</b>				<b>2024-25 Annual ADA/Exps. Per ADA</b>
A. Average Daily Attendance (Form AI, Column C, sum of lines A6 and C9)*				2,025.58
B. Expenditures per ADA (Line I.E divided by Line II.A)				15,830.97
<b>Section III - MOE Calculation (For data collection only. Final determination will be done by CDE)</b>			<b>Total</b>	<b>Per ADA</b>
A. Base expenditures (Preloaded expenditures extracted from prior year Unaudited Actuals MOE calculation). (Note: If the prior year MOE was not met, in its final determination, CDE will adjust the prior year base to 90 percent of the preceding prior year amount rather than the actual prior year expenditure amount.)			30,589,851.84	15,438.58
1. Adjustment to base expenditure and expenditure per ADA amounts for LEAs failing prior year MOE calculation (From Section IV)			0.00	0.00
2. Total adjusted base expenditure amounts (Line A plus Line A.1)			30,589,851.84	15,438.58
B. Required effort (Line A.2 times 90%)			27,530,866.66	13,894.72
C. Current year expenditures (Line I.E and Line II.B)			32,066,903.82	15,830.97
D. MOE deficiency amount, if any (Line B minus Line C) (If negative, then zero)			0.00	0.00
E. MOE determination (If one or both of the amounts in line D are zero, the MOE requirement is met; if both amounts are positive, the MOE requirement is not met. If either column in Line A.2 or Line C equals zero, the MOE calculation is incomplete.)			MOE Met	
F. MOE deficiency percentage, if MOE not met; otherwise, zero (Line D divided by Line B) (Funding under ESSA covered programs in FY 2026-27 may be reduced by the lower of the two percentages)			0.00%	0.00%

Millbrae Elementary  
San Mateo County

Second Interim  
2024-25 Projected Year Totals  
Every Student Succeeds Act Maintenance of Effort  
Expenditures

41 68973 0000000  
Form ESMOE  
F82H7C136B(2024-25)

\*Interim Periods - Annual ADA not available from Form AI. For your convenience, Projected Year Totals Estimated P-2 ADA is extracted. Manual adjustment may be required to reflect estimated Annual ADA.

**SECTION IV - Detail of Adjustments to Base Expenditures (used in Section III, Line A.1)**

Description of Adjustments	Total Expenditures	Expenditures Per ADA
Total adjustments to base expenditures	0.00	0.00

Millbrae Elementary  
San Mateo County

2024-25 Second Interim  
General Fund  
Multiyear Projections  
Unrestricted

41 68973 0000000  
Form MYPI  
F82H7C136B(2024-25)

Description	Object Codes	Projected Year Totals (Form 011) (A)	% Change (Cols. C-A/A) (B)	2025-26 Projection (C)	% Change (Cols. E-C/C) (D)	2026-27 Projection (E)
(Enter projections for subsequent years 1 and 2 in Columns C and E; current year - Column A - is extracted)						
<b>A. REVENUES AND OTHER FINANCING SOURCES</b>						
1. LCFF/Revenue Limit Sources	8010-8099	23,221,448.00	2.99%	23,915,116.00	3.32%	24,710,252.00
2. Federal Revenues	8100-8299	0.00	0.00%		0.00%	
3. Other State Revenues	8300-8599	496,624.76	2.92%	511,126.20	2.70%	524,926.61
4. Other Local Revenues	8600-8799	1,287,308.90	(19.64%)	1,034,495.96	.70%	1,041,726.61
5. Other Financing Sources						
a. Transfers In	8900-8929	370,391.00	0.00%	370,391.00	0.00%	370,391.00
b. Other Sources	8930-8979	0.00	0.00%		0.00%	
c. Contributions	8980-8999	(4,898,481.94)	1.42%	(4,967,939.86)	16.76%	(5,800,682.32)
6. Total (Sum lines A1 thru A5c)		20,477,290.72	1.88%	20,863,189.30	(.08%)	20,846,613.90
<b>B. EXPENDITURES AND OTHER FINANCING USES</b>						
1. Certificated Salaries						
a. Base Salaries				10,565,649.92		10,986,962.92
b. Step & Column Adjustment				211,313.00		219,739.26
c. Cost-of-Living Adjustment						
d. Other Adjustments				210,000.00		
e. Total Certificated Salaries (Sum lines B1a thru B1d)	1000-1999	10,565,649.92	3.99%	10,986,962.92	2.00%	11,206,702.18
2. Classified Salaries						
a. Base Salaries				2,849,700.51		2,997,194.52
b. Step & Column Adjustment				56,994.01		59,943.89
c. Cost-of-Living Adjustment						
d. Other Adjustments				90,500.00		
e. Total Classified Salaries (Sum lines B2a thru B2d)	2000-2999	2,849,700.51	5.18%	2,997,194.52	2.00%	3,057,138.41
3. Employee Benefits	3000-3999	4,530,022.16	4.96%	4,754,613.53	2.00%	4,849,705.80
4. Books and Supplies	4000-4999	627,455.37	2.50%	643,141.75	2.50%	659,220.30
5. Services and Other Operating Expenditures	5000-5999	1,746,132.28	2.50%	1,789,785.59	2.50%	1,834,530.23
6. Capital Outlay	6000-6999	32,647.11	2.50%	33,463.29	2.50%	34,299.87
7. Other Outgo (excluding Transfers of Indirect Costs)	7100-7299, 7400-7499	63,901.67	2.50%	65,499.21	2.50%	67,136.69
8. Other Outgo - Transfers of Indirect Costs	7300-7399	(274,859.53)	2.50%	(281,731.02)	2.50%	(288,774.29)
9. Other Financing Uses						
a. Transfers Out	7600-7629	0.00	0.00%		0.00%	
b. Other Uses	7630-7699	0.00	0.00%		0.00%	
10. Other Adjustments (Explain in Section F below)						
11. Total (Sum lines B1 thru B10)		20,140,649.49	4.21%	20,988,929.79	2.05%	21,419,959.19
<b>C. NET INCREASE (DECREASE) IN FUND BALANCE</b>						
(Line A6 minus line B11)		336,641.23		(125,740.49)		(573,345.29)
<b>D. FUND BALANCE</b>						
1. Net Beginning Fund Balance (Form 011, line F1e)		8,871,334.20		9,207,975.43		9,082,234.94
2. Ending Fund Balance (Sum lines C and D1)		9,207,975.43		9,082,234.94		8,508,889.65
3. Components of Ending Fund Balance (Form 011)						
a. Nonspendable	9710-9719	20.00		20.00		20.00
b. Restricted	9740					
c. Committed						
1. Stabilization Arrangements	9750	0.00				
2. Other Commitments	9760	0.00				
d. Assigned	9780	8,166,193.29		8,022,510.96		7,431,765.61
e. Unassigned/Unappropriated						

Millbrae Elementary  
San Mateo County

2024-25 Second Interim  
General Fund  
Multiyear Projections  
Unrestricted

41 68973 0000000  
Form MYPI  
F82H7C136B(2024-25)

Description	Object Codes	Projected Year Totals (Form 01I) (A)	% Change (Cols. C-A/A) (B)	2025-26 Projection (C)	% Change (Cols. E-C/C) (D)	2026-27 Projection (E)
1. Reserve for Economic Uncertainties	9789	1,041,762.14		1,059,703.98		1,077,104.04
2. Unassigned/Unappropriated	9790	0.00		0.00		0.00
f. Total Components of Ending Fund Balance (Line D3f must agree with line D2)		9,207,975.43		9,082,234.94		8,508,889.65
<b>E. AVAILABLE RESERVES</b>						
1. General Fund						
a. Stabilization Arrangements	9750	0.00		0.00		0.00
b. Reserve for Economic Uncertainties	9789	1,041,762.14		1,059,703.98		1,077,104.04
c. Unassigned/Unappropriated	9790	0.00		0.00		0.00
(Enter other reserve projections in Columns C and E for subsequent years 1 and 2; current year - Column A - is extracted)						
2. Special Reserve Fund - Noncapital Outlay (Fund 17)						
a. Stabilization Arrangements	9750	0.00				
b. Reserve for Economic Uncertainties	9789	0.00				
c. Unassigned/Unappropriated	9790	0.00				
3. Total Available Reserves (Sum lines E1a thru E2c)		1,041,762.14		1,059,703.98		1,077,104.04
<b>F. ASSUMPTIONS</b>						
Please provide below or on a separate attachment, the assumptions used to determine the projections for the first and second subsequent fiscal years. Further, please include an explanation for any significant expenditure adjustments projected in lines B1d, B2d, and B10. For additional information, please refer to the Budget Assumptions section of the SACS Financial Reporting Software User Guide.						
2 TK Certificated Teachers, 2 TK aides due to enrollment increase						

Millbrae Elementary  
San Mateo County

2024-25 Second Interim  
General Fund  
Multiyear Projections  
Restricted

41 68973 0000000  
Form MYPI  
F82H7C136B(2024-25)

Description	Object Codes	Projected Year Totals (Form 01I) (A)	% Change (Cols. C-A/A) (B)	2025-26 Projection (C)	% Change (Cols. E-C/C) (D)	2026-27 Projection (E)
(Enter projections for subsequent years 1 and 2 in Columns C and E; current year - Column A - is extracted)						
<b>A. REVENUES AND OTHER FINANCING SOURCES</b>						
1. LCFF/Revenue Limit Sources	8010-8099	1,738,927.87	2.92%	1,789,704.56	2.70%	1,838,026.59
2. Federal Revenues	8100-8299	753,935.72	.62%	758,585.96	2.28%	775,877.80
3. Other State Revenues	8300-8599	3,192,772.25	(.45%)	3,178,418.16	1.24%	3,217,694.85
4. Other Local Revenues	8600-8799	2,574,240.24	(20.63%)	2,043,214.00	(9.29%)	1,853,314.00
5. Other Financing Sources						
a. Transfers In	8900-8929	0.00	0.00%		0.00%	
b. Other Sources	8930-8979	0.00	0.00%		0.00%	
c. Contributions	8980-8999	4,898,481.94	1.42%	4,967,939.86	16.76%	5,800,682.32
6. Total (Sum lines A1 thru A5c)		13,158,358.02	(3.20%)	12,737,862.54	5.87%	13,485,595.56
<b>B. EXPENDITURES AND OTHER FINANCING USES</b>						
1. Certificated Salaries						
a. Base Salaries				3,620,120.03		3,610,290.43
b. Step & Column Adjustment				72,402.40		72,205.81
c. Cost-of-Living Adjustment						
d. Other Adjustments				(82,232.00)		(27,000.00)
e. Total Certificated Salaries (Sum lines B1a thru B1d)	1000-1999	3,620,120.03	(.27%)	3,610,290.43	1.25%	3,655,496.24
2. Classified Salaries						
a. Base Salaries				2,071,807.33		2,106,291.48
b. Step & Column Adjustment				41,436.15		42,125.83
c. Cost-of-Living Adjustment						
d. Other Adjustments				(6,952.00)		(37,500.00)
e. Total Classified Salaries (Sum lines B2a thru B2d)	2000-2999	2,071,807.33	1.66%	2,106,291.48	.22%	2,110,917.31
3. Employee Benefits	3000-3999	3,483,611.75	1.74%	3,544,165.21	1.79%	3,607,712.57
4. Books and Supplies	4000-4999	485,450.32	(1.10%)	480,103.18	(10.04%)	431,909.56
5. Services and Other Operating Expenditures	5000-5999	4,596,912.07	(7.69%)	4,243,261.05	2.19%	4,336,262.10
6. Capital Outlay	6000-6999	82,303.12	0.00%	82,303.12	.85%	83,000.00
7. Other Outgo (excluding Transfers of Indirect Costs)	7100-7299, 7400-7499	60,863.10	2.86%	62,603.78	2.50%	64,168.88
8. Other Outgo - Transfers of Indirect Costs	7300-7399	183,687.21	2.86%	188,940.66	2.70%	194,042.06
9. Other Financing Uses						
a. Transfers Out	7600-7629	0.00	0.00%		0.00%	
b. Other Uses	7630-7699	0.00	0.00%		0.00%	
10. Other Adjustments (Explain in Section F below)						
11. Total (Sum lines B1 thru B10)		14,584,754.93	(1.83%)	14,317,958.91	1.16%	14,483,508.72
<b>C. NET INCREASE (DECREASE) IN FUND BALANCE</b>						
(Line A6 minus line B11)		(1,426,396.91)		(1,580,096.37)		(997,913.16)
<b>D. FUND BALANCE</b>						
1. Net Beginning Fund Balance (Form 01I, line F1e)		4,004,406.44		2,578,009.53		997,913.16
2. Ending Fund Balance (Sum lines C and D1)		2,578,009.53		997,913.16		0.00
3. Components of Ending Fund Balance (Form 01I)						
a. Nonspendable	9710-9719	0.00		0.00		0.00
b. Restricted	9740	2,578,009.53		997,913.16		0.00
c. Committed						
1. Stabilization Arrangements	9750					
2. Other Commitments	9760					
d. Assigned	9780					
e. Unassigned/Unappropriated						
1. Reserve for Economic Uncertainties	9789					

Millbrae Elementary  
San Mateo County

2024-25 Second Interim  
General Fund  
Multiyear Projections  
Restricted

41 68973 0000000  
Form MYPI  
F82H7C136B(2024-25)

Description	Object Codes	Projected Year Totals (Form 01I) (A)	% Change (Cols. C-A/A) (B)	2025-26 Projection (C)	% Change (Cols. E-C/C) (D)	2026-27 Projection (E)
2. Unassigned/Unappropriated	9790	0.00		0.00		0.00
f. Total Components of Ending Fund Balance (Line D3f must agree with line D2)		2,578,009.53		997,913.16		0.00
<b>E. AVAILABLE RESERVES</b>						
1. General Fund )						
a. Stabilization Arrangements	9750					
b. Reserve for Economic Uncertainties	9789					
c. Unassigned/Unappropriated Amount	9790					
(Enter current year reserve projections in Column A, and other reserve projections in Columns C and E for subsequent years 1 and 2)						
2. Special Reserve Fund - Noncapital Outlay (Fund 17)						
a. Stabilization Arrangements	9750					
b. Reserve for Economic Uncertainties	9789					
c. Unassigned/Unappropriated	9790					
3. Total Available Reserves (Sum lines E1a thru E2c)						
<b>F. ASSUMPTIONS</b>						
Please provide below or on a separate attachment, the assumptions used to determine the projections for the first and second subsequent fiscal years. Further, please include an explanation for any significant expenditure adjustments projected in lines B1d, B2d, and B10. For additional information, please refer to the Budget Assumptions section of the SACS Financial Reporting Software User Guide.						
FY2526-Big Lift summer certificated and classified. FY2627- Big Lift program will be expired						

Millbrae Elementary  
San Mateo County

2024-25 Second Interim  
General Fund  
Multiyear Projections  
Unrestricted/Restricted

41 68973 0000000  
Form MYPI  
F82H7C136B(2024-25)

Description	Object Codes	Projected Year Totals (Form 01I) (A)	% Change (Cols. C-A/A) (B)	2025-26 Projection (C)	% Change (Cols. E-C/C) (D)	2026-27 Projection (E)
(Enter projections for subsequent years 1 and 2 in Columns C and E; current year - Column A - is extracted)						
<b>A. REVENUES AND OTHER FINANCING SOURCES</b>						
1. LCFF/Revenue Limit Sources	8010-8099	24,960,375.87	2.98%	25,704,820.56	3.28%	26,548,278.59
2. Federal Revenues	8100-8299	753,935.72	.62%	758,585.96	2.28%	775,877.80
3. Other State Revenues	8300-8599	3,689,397.01	0.00%	3,689,544.36	1.44%	3,742,621.46
4. Other Local Revenues	8600-8799	3,861,549.14	(20.30%)	3,077,709.96	(5.94%)	2,895,040.61
5. Other Financing Sources						
a. Transfers In	8900-8929	370,391.00	0.00%	370,391.00	0.00%	370,391.00
b. Other Sources	8930-8979	0.00	0.00%	0.00	0.00%	0.00
c. Contributions	8980-8999	0.00	0.00%	0.00	0.00%	0.00
6. Total (Sum lines A1 thru A5c)		33,635,648.74	(.10%)	33,601,051.84	2.18%	34,332,209.46
<b>B. EXPENDITURES AND OTHER FINANCING USES</b>						
1. Certificated Salaries						
a. Base Salaries				14,185,769.95		14,597,253.35
b. Step & Column Adjustment				283,715.40		291,945.07
c. Cost-of-Living Adjustment				0.00		0.00
d. Other Adjustments				127,768.00		(27,000.00)
e. Total Certificated Salaries (Sum lines B1a thru B1d)	1000-1999	14,185,769.95	2.90%	14,597,253.35	1.82%	14,862,198.42
2. Classified Salaries						
a. Base Salaries				4,921,507.84		5,103,486.00
b. Step & Column Adjustment				98,430.16		102,069.72
c. Cost-of-Living Adjustment				0.00		0.00
d. Other Adjustments				83,548.00		(37,500.00)
e. Total Classified Salaries (Sum lines B2a thru B2d)	2000-2999	4,921,507.84	3.70%	5,103,486.00	1.27%	5,168,055.72
3. Employee Benefits	3000-3999	8,013,633.91	3.56%	8,298,778.74	1.91%	8,457,418.37
4. Books and Supplies	4000-4999	1,112,905.69	.93%	1,123,244.93	(2.86%)	1,091,129.86
5. Services and Other Operating Expenditures	5000-5999	6,343,044.35	(4.89%)	6,033,046.64	2.28%	6,170,792.33
6. Capital Outlay	6000-6999	114,950.23	.71%	115,766.41	1.32%	117,299.87
7. Other Outgo (excluding Transfers of Indirect Costs)	7100-7299, 7400-7499	124,764.77	2.68%	128,102.99	2.50%	131,305.57
8. Other Outgo - Transfers of Indirect Costs	7300-7399	(91,172.32)	1.77%	(92,790.36)	2.09%	(94,732.23)
9. Other Financing Uses						
a. Transfers Out	7600-7629	0.00	0.00%	0.00	0.00%	0.00
b. Other Uses	7630-7699	0.00	0.00%	0.00	0.00%	0.00
10. Other Adjustments				0.00		0.00
11. Total (Sum lines B1 thru B10)		34,725,404.42	1.67%	35,306,888.70	1.69%	35,903,467.91
<b>C. NET INCREASE (DECREASE) IN FUND BALANCE</b>						
(Line A6 minus line B11)		(1,089,755.68)		(1,705,836.86)		(1,571,258.45)
<b>D. FUND BALANCE</b>						
1. Net Beginning Fund Balance (Form 01I, line F1e)		12,875,740.64		11,785,984.96		10,080,148.10
2. Ending Fund Balance (Sum lines C and D1)		11,785,984.96		10,080,148.10		8,508,889.65
3. Components of Ending Fund Balance (Form 01I)						
a. Nonspendable	9710-9719	20.00		20.00		20.00
b. Restricted	9740	2,578,009.53		997,913.16		0.00
c. Committed						
1. Stabilization Arrangements	9750	0.00		0.00		0.00
2. Other Commitments	9760	0.00		0.00		0.00
d. Assigned	9780	8,166,193.29		8,022,510.96		7,431,765.61
e. Unassigned/Unappropriated						
1. Reserve for Economic Uncertainties	9789	1,041,762.14		1,059,703.98		1,077,104.04

Millbrae Elementary  
San Mateo County

2024-25 Second Interim  
General Fund  
Multiyear Projections  
Unrestricted/Restricted

41 68973 0000000  
Form MYPI  
F82H7C136B(2024-25)

Description	Object Codes	Projected Year Totals (Form 01I) (A)	% Change (Cols. C-A/A) (B)	2025-26 Projection (C)	% Change (Cols. E-C/C) (D)	2026-27 Projection (E)
2. Unassigned/Unappropriated	9790	0.00		0.00		0.00
f. Total Components of Ending Fund Balance (Line D3f must agree with line D2)		11,785,984.96		10,080,148.10		8,508,889.65
<b>E. AVAILABLE RESERVES (Unrestricted except as noted)</b>						
1. General Fund						
a. Stabilization Arrangements	9750	0.00		0.00		0.00
b. Reserve for Economic Uncertainties	9789	1,041,762.14		1,059,703.98		1,077,104.04
c. Unassigned/Unappropriated	9790	0.00		0.00		0.00
d. Negative Restricted Ending Balances (Negative resources 2000-9999)	979Z			0.00		0.00
2. Special Reserve Fund - Noncapital Outlay (Fund 17)						
a. Stabilization Arrangements	9750	0.00		0.00		0.00
b. Reserve for Economic Uncertainties	9789	0.00		0.00		0.00
c. Unassigned/Unappropriated	9790	0.00		0.00		0.00
3. Total Available Reserves - by Amount (Sum lines E1 thru E2c)		1,041,762.14		1,059,703.98		1,077,104.04
4. Total Available Reserves - by Percent (Line E3 divided by Line F3c)		3.00%		3.00%		3.00%
<b>F. RECOMMENDED RESERVES</b>						
1. Special Education Pass-through Exclusions For districts that serve as the administrative unit (AU) of a special education local plan area (SELPA):						
a. Do you choose to exclude from the reserve calculation the pass-through funds distributed to SELPA members?	No					
b. If you are the SELPA AU and are excluding special education pass-through funds:						
1. Enter the name(s) of the SELPA(s):						
2. Special education pass-through funds (Column A: Fund 10, resources 3300-3499, 6500-6540 and 6546 objects 7211-7213 and 7221-7223; enter projections for subsequent years 1 and 2 in Columns C and E)		0.00		0.00		0.00
2. District ADA Used to determine the reserve standard percentage level on line F3d (Col. A: Form AI, Estimated P-2 ADA column, Lines A4 and C4; enter projections)		2,023.78		2,033.00		2,033.00
3. Calculating the Reserves						
a. Expenditures and Other Financing Uses (Line B11)		34,725,404.42		35,306,888.70		35,903,467.91
b. Plus: Special Education Pass-through Funds (Line F1b2, if Line F1a is No)		0.00		0.00		0.00
c. Total Expenditures and Other Financing Uses (Line F3a plus line F3b)		34,725,404.42		35,306,888.70		35,903,467.91
d. Reserve Standard Percentage Level (Refer to Form 01CSI, Criterion 10 for calculation details)		3%		3%		3%
e. Reserve Standard - By Percent (Line F3c times F3d)		1,041,762.13		1,059,206.66		1,077,104.04
f. Reserve Standard - By Amount (Refer to Form 01CSI, Criterion 10 for calculation details)		0.00		0.00		0.00
g. Reserve Standard (Greater of Line F3e or F3f)		1,041,762.13		1,059,206.66		1,077,104.04
h. Available Reserves (Line E3) Meet Reserve Standard (Line F3g)		YES		YES		YES

**Part I - General Administrative Share of Plant Services Costs**

California's indirect cost plan allows that the general administrative costs in the indirect cost pool may include that portion of plant services costs (maintenance and operations costs and facilities rents and leases costs) attributable to the general administrative offices. The calculation of the plant services costs attributed to general administration and included in the pool is standardized and automated using the percentage of salaries and benefits relating to general administration as proxy for the percentage of square footage occupied by general administration.

**A. Salaries and Benefits - Other General Administration and Centralized Data Processing**

1. Salaries and benefits paid through payroll (Funds 01, 09, and 62, objects 1000-3999 except 3701-3702)  
(Functions 7200-7700, goals 0000 and 9000) 1,830,063.19
2. Contracted general administrative positions not paid through payroll
  - a. Enter the costs, if any, of general administrative positions performing services ON SITE but paid through a contract, rather than through payroll, in functions 7200-7700, goals 0000 and 9000, Object 5800. \_\_\_\_\_
  - b. If an amount is entered on Line A2a, provide the title, duties, and approximate FTE of each general administrative position paid through a contract. Retain supporting documentation in case of audit.

**B. Salaries and Benefits - All Other Activities**

1. Salaries and benefits paid through payroll (Funds 01, 09, and 62, objects 1000-3999 except 3701-3702)  
(Functions 1000-6999, 7100-7180, & 8100-8400; Functions 7200-7700, all goals except 0000 & 9000) 25,099,172.53

**C. Percentage of Plant Services Costs Attributable to General Administration**

(Line A1 plus Line A2a, divided by Line B1; zero if negative) (See Part III, Lines A5 and A6) 7.29%

**Part II - Adjustments for Employment Separation Costs**

When an employee separates from service, the local educational agency (LEA) may incur costs associated with the separation in addition to the employee's regular salary and benefits for the final pay period. These additional costs can be categorized as "normal" or "abnormal or mass" separation costs.

Normal separation costs include items such as pay for accumulated unused leave or routine severance pay authorized by governing board policy. Normal separation costs are not allowable as direct costs to federal programs, but are allowable as indirect costs. State programs may have similar restrictions. Where federal or state program guidelines required that the LEA charge an employee's normal separation costs to an unrestricted resource rather than to the restricted program in which the employee worked, the LEA may identify and enter these costs on Line A for inclusion in the indirect cost pool.

Abnormal or mass separation costs are those costs resulting from actions taken by an LEA to influence employees to terminate their employment earlier than they normally would have. Abnormal or mass separation costs include retirement incentives such as a Golden Handshake or severance packages negotiated to effect termination. Abnormal or mass separation costs may not be charged to federal programs as either direct costs or indirect costs. Where an LEA paid abnormal or mass separation costs on behalf of positions in general administrative functions included in the indirect cost pool, the LEA must identify and enter these costs on Line B for exclusion from the pool.

**A. Normal Separation Costs (optional)**

Enter any normal separation costs paid on behalf of employees of restricted state or federal programs that were charged to an unrestricted resource (0000-1999) in funds 01, 09, and 62 with functions 1000-6999 or 8100-8400 rather than to the restricted program. These costs will be moved in Part III from base costs to the indirect cost pool.  
Retain supporting documentation. \_\_\_\_\_

**B. Abnormal or Mass Separation Costs (required)**

Enter any abnormal or mass separation costs paid on behalf of general administrative positions charged to unrestricted resources (0000-1999) in funds 01, 09, and 62 with functions 7200-7700. These costs will be moved in Part III from the indirect cost pool to base costs. If none, enter zero. 0.00

**Part III - Indirect Cost Rate Calculation (Funds 01, 09, and 62, unless indicated otherwise)****A. Indirect Costs**

1. Other General Administration, less portion charged to restricted resources or specific goals  
(Functions 7200-7600, objects 1000-5999, minus Line B9) 2,111,006.53
2. Centralized Data Processing, less portion charged to restricted resources or specific goals  
(Function 7700, objects 1000-5999, minus Line B10) 783,823.50

3. External Financial Audit - Single Audit (Function 7190, resources 0000-1999, goals 0000 and 9000, objects 5000 - 5999)	1,750.00
4. Staff Relations and Negotiations (Function 7120, resources 0000-1999, goals 0000 and 9000, objects 1000 - 5999)	0.00
5. Plant Maintenance and Operations (portion relating to general administrative offices only) (Functions 8100-8400, objects 1000-5999 except 5100, times Part I, Line C)	187,716.65
6. Facilities Rents and Leases (portion relating to general administrative offices only) (Function 8700, resources 0000-1999, objects 1000-5999 except 5100, times Part I, Line C)	0.00
7. Adjustment for Employment Separation Costs	
a. Plus: Normal Separation Costs (Part II, Line A)	0.00
b. Less: Abnormal or Mass Separation Costs (Part II, Line B)	0.00
8. Total Indirect Costs (Lines A1 through A7a, minus Line A7b)	3,084,296.68
9. Carry-Forward Adjustment (Part IV, Line F)	65,236.69
10. Total Adjusted Indirect Costs (Line A8 plus Line A9)	3,149,533.37
<b>B. Base Costs</b>	
1. Instruction (Functions 1000-1999, objects 1000-5999 except 5100)	20,004,311.34
2. Instruction-Related Services (Functions 2000-2999, objects 1000-5999 except 5100)	3,442,743.74
3. Pupil Services (Functions 3000-3999, objects 1000-5999 except 4700 and 5100)	3,096,075.99
4. Ancillary Services (Functions 4000-4999, objects 1000-5999 except 5100)	148,529.13
5. Community Services (Functions 5000-5999, objects 1000-5999 except 5100)	120,487.50
6. Enterprise (Function 6000, objects 1000-5999 except 4700 and 5100)	0.00
7. Board and Superintendent (Functions 7100-7180, objects 1000-5999, minus Part III, Line A4)	552,943.83
8. External Financial Audit - Single Audit and Other (Functions 7190-7191, objects 5000 - 5999, minus Part III, Line A3)	0.00
9. Other General Administration (portion charged to restricted resources or specific goals only) (Functions 7200-7600, resources 2000-9999, objects 1000-5999; Functions 7200-7600, resources 0000-1999, all goals except 0000 and 9000, objects 1000-5999)	3,140.00
10. Centralized Data Processing (portion charged to restricted resources or specific goals only) (Function 7700, resources 2000-9999, objects 1000-5999; Function 7700, resources 0000-1999, all goals except 0000 and 9000, objects 1000-5999)	0.00
11. Plant Maintenance and Operations (all except portion relating to general administrative offices) (Functions 8100-8400, objects 1000-5999 except 5100, minus Part III, Line A5)	2,387,271.68
12. Facilities Rents and Leases (all except portion relating to general administrative offices) (Function 8700, objects 1000-5999 except 5100, minus Part III, Line A6)	0.00
13. Adjustment for Employment Separation Costs	
a. Less: Normal Separation Costs (Part II, Line A)	0.00
b. Plus: Abnormal or Mass Separation Costs (Part II, Line B)	0.00
14. Student Activity (Fund 08, functions 4000-5999, objects 1000-5999 except 5100)	145,000.00
15. Adult Education (Fund 11, functions 1000-6999, 8100-8400, and 8700, objects 1000-5999 except 5100)	0.00
16. Child Development (Fund 12, functions 1000-6999, 8100-8400 & 8700, objects 1000-5999 except 4700 & 5100)	0.00
17. Cafeteria (Funds 13 & 61, functions 1000-6999, 8100-8400 & 8700, objects 1000-5999 except 4700 & 5100)	805,342.28
18. Foundation (Funds 19 & 57, functions 1000-6999, 8100-8400 & 8700, objects 1000-5999 except 4700 & 5100)	0.00
19. Total Base Costs (Lines B1 through B12 and Lines B13b through B18, minus Line B13a)	30,705,845.49
<b>C. Straight Indirect Cost Percentage Before Carry-Forward Adjustment</b>	
(For information only - not for use when claiming/recovering indirect costs)	
(Line A8 divided by Line B19)	10.04%
<b>D. Preliminary Proposed Indirect Cost Rate</b>	
(For final approved fixed-with-carry-forward rate for use in 2026-27 see <a href="http://www.cde.ca.gov/fg/ac/ic">www.cde.ca.gov/fg/ac/ic</a> )	
(Line A10 divided by Line B19)	10.26%

**Part IV - Carry-forward Adjustment**

The carry-forward adjustment is an after-the-fact adjustment for the difference between indirect costs recoverable using the indirect cost rate approved for use in a given year, and the actual indirect costs incurred in that year. The carry-forward adjustment eliminates

the need for LEAs to file amended federal reports when their actual indirect costs vary from the estimated indirect costs on which the approved rate was based.

Where the ratio of indirect costs incurred in the current year is less than the estimated ratio of indirect costs on which the approved rate for use in the current year was based, the carry-forward adjustment is limited by using either the approved rate times current year base costs, or the highest rate actually used to recover costs from any program times current year base costs, if the highest rate used was less than the approved rate. Rates used to recover costs from programs are displayed in Exhibit A.

<b>A. Indirect costs incurred in the current year (Part III, Line A8)</b>	3,084,296.68
<b>B. Carry-forward adjustment from prior year(s)</b>	
1. Carry-forward adjustment from the second prior year	272,606.65
2. Carry-forward adjustment amount deferred from prior year(s), if any	0.00
<b>C. Carry-forward adjustment for under- or over-recovery in the current year</b>	
1. Under-recovery: Part III, Line A8, plus carry-forward adjustment from prior years, minus (approved indirect cost rate (10.72%) times Part III, Line B19); zero if negative	65,236.69
2. Over-recovery: Part III, Line A8, plus carry-forward adjustment from prior years, minus the lesser of (approved indirect cost rate (10.72%) times Part III, Line B19) or (the highest rate used to recover costs from any program (29.52%) times Part III, Line B19); zero if positive	0.00
<b>D. Preliminary carry-forward adjustment (Line C1 or C2)</b>	65,236.69
<b>E. Optional allocation of negative carry-forward adjustment over more than one year</b>	
Where a negative carry-forward adjustment causes the proposed approved rate to fall below zero or would reduce the rate at which the LEA could recover indirect costs to such an extent that it would cause the LEA significant fiscal harm, the LEA may request that the carry-forward adjustment be allocated over more than one year. Where allocation of a negative carry-forward adjustment over more than one year does not resolve a negative rate, the CDE will work with the LEA on a case-by-case basis to establish an approved rate.	
Option 1. Preliminary proposed approved rate (Part III, Line D) if entire negative carry-forward adjustment is applied to the current year calculation:	not applicable
Option 2. Preliminary proposed approved rate (Part III, Line D) if one-half of negative carry-forward adjustment is applied to the current year calculation and the remainder is deferred to one or more future years:	not applicable
Option 3. Preliminary proposed approved rate (Part III, Line D) if one-third of negative carry-forward adjustment is applied to the current year calculation and the remainder is deferred to one or more future years:	not applicable
LEA request for Option 1, Option 2, or Option 3	1
<b>F. Carry-forward adjustment used in Part III, Line A9 (Line D minus amount deferred if Option 2 or Option 3 is selected)</b>	65,236.69

Millbrae Elementary  
San Mateo County

Second Interim  
2024-25 Projected Year Totals  
Exhibit A: Indirect Cost Rates Charged to Programs

41 68973 0000000  
Form ICR  
F82H7C136B(2024-25)

Approved  
indirect  
cost rate: 10.72%

Highest  
rate used  
in any  
program: 29.52%

Note: In one or  
more resources,  
the rate used is  
greater than the  
approved rate.

Fund	Resource	Eligible Expenditures (Objects 1000-5999 except 4700 & 5100)	Indirect Costs Charged (Objects 7310 and 7350)	Rate Used
01	2600	129,256.97	14,000.00	10.83%
01	3010	181,995.16	18,898.84	10.38%
01	4035	37,089.00	3,870.00	10.43%
01	4127	12,083.40	416.60	3.45%
01	4203	48,654.00	3,446.00	7.08%
01	6053	15,930.02	1,017.73	6.39%
01	6266	28,272.65	3,687.41	13.04%
01	6762	307,758.99	30,225.73	9.82%
01	6770	211,115.33	2,653.00	1.26%
01	7435	943,477.34	88,112.90	9.34%
01	9010	2,523,312.94	17,359.00	0.69%
13	5310	781,061.77	87,051.32	11.15%
13	5320	13,959.15	4,121.00	29.52%

Millbrae Elementary  
San Mateo County

Second Interim  
2024-25 Projected Year Totals  
SUMMARY OF INTERFUND ACTIVITIES  
FOR ALL FUNDS

41 68973 0000000  
Form SIAI  
F82H7C136B(2024-25)

Description	Direct Costs - Interfund		Indirect Costs - Interfund		Interfund Transfers In 8900-8929	Interfund Transfers Out 7600-7629	Due From Other Funds 9310	Due To Other Funds 9610
	Transfers In 5750	Transfers Out 5750	Transfers In 7350	Transfers Out 7350				
01I GENERAL FUND								
Expenditure Detail	0.00	0.00	0.00	(91,172.32)				
Other Sources/Uses Detail					370,391.00	0.00		
Fund Reconciliation								
08I STUDENT ACTIVITY SPECIAL REVENUE FUND								
Expenditure Detail	0.00	0.00	0.00	0.00				
Other Sources/Uses Detail					0.00	0.00		
Fund Reconciliation								
09I CHARTER SCHOOLS SPECIAL REVENUE FUND								
Expenditure Detail	0.00	0.00	0.00	0.00				
Other Sources/Uses Detail					0.00	0.00		
Fund Reconciliation								
10I SPECIAL EDUCATION PASS-THROUGH FUND								
Expenditure Detail								
Other Sources/Uses Detail								
Fund Reconciliation								
11I ADULT EDUCATION FUND								
Expenditure Detail	0.00	0.00	0.00	0.00				
Other Sources/Uses Detail					0.00	0.00		
Fund Reconciliation								
12I CHILD DEVELOPMENT FUND								
Expenditure Detail	0.00	0.00	0.00	0.00				
Other Sources/Uses Detail					0.00	0.00		
Fund Reconciliation								
13I CAFETERIA SPECIAL REVENUE FUND								
Expenditure Detail	0.00	0.00	91,172.32	0.00				
Other Sources/Uses Detail					0.00	0.00		
Fund Reconciliation								
14I DEFERRED MAINTENANCE FUND								
Expenditure Detail	0.00	0.00						
Other Sources/Uses Detail					0.00	0.00		
Fund Reconciliation								
15I PUPIL TRANSPORTATION EQUIPMENT FUND								
Expenditure Detail	0.00	0.00						
Other Sources/Uses Detail					0.00	0.00		
Fund Reconciliation								
17I SPECIAL RESERVE FUND FOR OTHER THAN CAPITAL OUTLAY								
Expenditure Detail								
Other Sources/Uses Detail					0.00	0.00		
Fund Reconciliation								
18I SCHOOL BUS EMISSIONS REDUCTION FUND								
Expenditure Detail	0.00	0.00						
Other Sources/Uses Detail					0.00	0.00		
Fund Reconciliation								
19I FOUNDATION SPECIAL REVENUE FUND								
Expenditure Detail	0.00	0.00	0.00	0.00				
Other Sources/Uses Detail						0.00		
Fund Reconciliation								
20I SPECIAL RESERVE FUND FOR POSTEMPLOYMENT BENEFITS								
Expenditure Detail								
Other Sources/Uses Detail					0.00	275,000.00		
Fund Reconciliation								
21I BUILDING FUND								
Expenditure Detail	0.00	0.00						
Other Sources/Uses Detail					0.00	0.00		
Fund Reconciliation								
25I CAPITAL FACILITIES FUND								
Expenditure Detail	0.00	0.00						
Other Sources/Uses Detail					0.00	0.00		
Fund Reconciliation								

Millbrae Elementary  
San Mateo County

Second Interim  
2024-25 Projected Year Totals  
SUMMARY OF INTERFUND ACTIVITIES  
FOR ALL FUNDS

41 68973 0000000  
Form SIAI  
F82H7C136B(2024-25)

Description	Direct Costs - Interfund		Indirect Costs - Interfund		Interfund Transfers In 8900-8929	Interfund Transfers Out 7600-7629	Due From Other Funds 9310	Due To Other Funds 9610
	Transfers In 5750	Transfers Out 5750	Transfers In 7350	Transfers Out 7350				
30I STATE SCHOOL BUILDING LEASE/PURCHASE FUND								
Expenditure Detail	0.00	0.00						
Other Sources/Uses Detail					0.00	0.00		
Fund Reconciliation								
35I COUNTY SCHOOL FACILITIES FUND								
Expenditure Detail	0.00	0.00						
Other Sources/Uses Detail					0.00	0.00		
Fund Reconciliation								
40I SPECIAL RESERVE FUND FOR CAPITAL OUTLAY PROJECTS								
Expenditure Detail	0.00	0.00						
Other Sources/Uses Detail					0.00	95,391.00		
Fund Reconciliation								
49I CAP PROJ FUND FOR BLENDED COMPONENT UNITS								
Expenditure Detail	0.00	0.00						
Other Sources/Uses Detail					0.00	0.00		
Fund Reconciliation								
51I BOND INTEREST AND REDEMPTION FUND								
Expenditure Detail								
Other Sources/Uses Detail					0.00	0.00		
Fund Reconciliation								
52I DEBT SVC FUND FOR BLENDED COMPONENT UNITS								
Expenditure Detail								
Other Sources/Uses Detail					0.00	0.00		
Fund Reconciliation								
53I TAX OVERRIDE FUND								
Expenditure Detail								
Other Sources/Uses Detail					0.00	0.00		
Fund Reconciliation								
56I DEBT SERVICE FUND								
Expenditure Detail								
Other Sources/Uses Detail					0.00	0.00		
Fund Reconciliation								
57I FOUNDATION PERMANENT FUND								
Expenditure Detail	0.00	0.00	0.00	0.00				
Other Sources/Uses Detail						0.00		
Fund Reconciliation								
61I CAFETERIA ENTERPRISE FUND								
Expenditure Detail	0.00	0.00	0.00	0.00				
Other Sources/Uses Detail					0.00	0.00		
Fund Reconciliation								
62I CHARTER SCHOOLS ENTERPRISE FUND								
Expenditure Detail	0.00	0.00	0.00	0.00				
Other Sources/Uses Detail					0.00	0.00		
Fund Reconciliation								
63I OTHER ENTERPRISE FUND								
Expenditure Detail	0.00	0.00						
Other Sources/Uses Detail					0.00	0.00		
Fund Reconciliation								
66I WAREHOUSE REVOLVING FUND								
Expenditure Detail	0.00	0.00						
Other Sources/Uses Detail					0.00	0.00		
Fund Reconciliation								
67I SELF-INSURANCE FUND								
Expenditure Detail	0.00	0.00						
Other Sources/Uses Detail					0.00	0.00		
Fund Reconciliation								
71I RETIREE BENEFIT FUND								
Expenditure Detail								
Other Sources/Uses Detail					0.00			
Fund Reconciliation								
73I FOUNDATION PRIVATE-PURPOSE TRUST FUND								

Millbrae Elementary  
San Mateo County

Second Interim  
2024-25 Projected Year Totals  
SUMMARY OF INTERFUND ACTIVITIES  
FOR ALL FUNDS

41 68973 0000000  
Form SIAI  
F82H7C136B(2024-25)

Description	Direct Costs - Interfund		Indirect Costs - Interfund		Interfund Transfers In 8900-8929	Interfund Transfers Out 7600-7629	Due From Other Funds 9310	Due To Other Funds 9610
	Transfers In 5750	Transfers Out 5750	Transfers In 7350	Transfers Out 7350				
Expenditure Detail	0.00	0.00						
Other Sources/Uses Detail					0.00			
Fund Reconciliation								
76I WARRANT/PASS-THROUGH FUND								
Expenditure Detail								
Other Sources/Uses Detail								
Fund Reconciliation								
95I STUDENT BODY FUND								
Expenditure Detail								
Other Sources/Uses Detail								
Fund Reconciliation								
TOTALS	0.00	0.00	91,172.32	(91,172.32)	370,391.00	370,391.00		

Provide methodology and assumptions used to estimate ADA, enrollment, revenues, expenditures, reserves and fund balance, and multiyear commitments (including cost-of-living adjustments).

Deviations from the standards must be explained and may affect the interim certification.

---

**CRITERIA AND STANDARDS**


---

**1. CRITERION: Average Daily Attendance**

STANDARD: Projected funded average daily attendance (ADA) for any of the current fiscal year or two subsequent fiscal years has not changed by more than two percent since first interim projections.

District's ADA Standard Percentage Range: -2.0% to +2.0%

---



---

**1A. Calculating the District's ADA Variances**


---

DATA ENTRY: First Interim data that exist will be extracted into the first column, otherwise, enter data for all fiscal years. Second Interim Projected Year Totals data that exist for the current year will be extracted; otherwise, enter data for all fiscal years. Enter district regular ADA and charter school ADA corresponding to financial data reported in the General Fund, only, for all fiscal years.

Estimated Funded ADA

Fiscal Year	First Interim Projected Year Totals (Form 01CSI, Item 1A)	Second Interim Projected Year Totals (Form AI, Lines A4 and C4)	Percent Change	Status
Current Year (2024-25)				
District Regular	2,032.20	2,023.78		
Charter School	0.00	0.00		
<b>Total ADA</b>	<b>2,032.20</b>	<b>2,023.78</b>	<b>(.4%)</b>	<b>Met</b>
1st Subsequent Year (2025-26)				
District Regular	2,030.00	2,033.00		
Charter School				
<b>Total ADA</b>	<b>2,030.00</b>	<b>2,033.00</b>	<b>.1%</b>	<b>Met</b>
2nd Subsequent Year (2026-27)				
District Regular	2,030.00	2,033.00		
Charter School				
<b>Total ADA</b>	<b>2,030.00</b>	<b>2,033.00</b>	<b>.1%</b>	<b>Met</b>

---



---

**1B. Comparison of District ADA to the Standard**


---

DATA ENTRY: Enter an explanation if the standard is not met.

- 1a. STANDARD MET - Funded ADA has not changed since first interim projections by more than two percent in any of the current year or two subsequent fiscal years.

**Explanation:**  
(required if NOT met)

**2. CRITERION: Enrollment**

STANDARD: Projected enrollment for any of the current fiscal year or two subsequent fiscal years has not changed by more than two percent since first interim projections

District's Enrollment Standard Percentage Range: -2.0% to +2.0%**2A. Calculating the District's Enrollment Variances**

DATA ENTRY: First Interim data that exist will be extracted; otherwise, enter data into the first column for all fiscal years. Enter data in the second column for all fiscal years. Enter district regular enrollment and charter school enrollment corresponding to financial data reported in the General Fund, only, for all fiscal years.

Fiscal Year	Enrollment		Percent Change	Status
	First Interim (Form 01CSI, Item 2A)	Second Interim CALPADS/Projected		
Current Year (2024-25)				
District Regular	2,122.00	2,120.00		
Charter School				
<b>Total Enrollment</b>	<b>2,122.00</b>	<b>2,120.00</b>	<b>(.1%)</b>	<b>Met</b>
1st Subsequent Year (2025-26)				
District Regular	2,122.00	2,130.00		
Charter School				
<b>Total Enrollment</b>	<b>2,122.00</b>	<b>2,130.00</b>	<b>.4%</b>	<b>Met</b>
2nd Subsequent Year (2026-27)				
District Regular	2,122.00	2,130.00		
Charter School				
<b>Total Enrollment</b>	<b>2,122.00</b>	<b>2,130.00</b>	<b>.4%</b>	<b>Met</b>

**2B. Comparison of District Enrollment to the Standard**

DATA ENTRY: Enter an explanation if the standard is not met.

- 1a. STANDARD MET - Enrollment projections have not changed since first interim projections by more than two percent for the current year and two subsequent fiscal years.

**Explanation:**

(required if NOT met)

**3. CRITERION: ADA to Enrollment**

STANDARD: Projected second period (P-2) average daily attendance (ADA) to enrollment ratio for any of the current fiscal year or two subsequent fiscal years has not increased from the historical average ratio from the three prior fiscal years by more than one half of one percent (0.5%).

**3A. Calculating the District's ADA to Enrollment Standard**

DATA ENTRY: Unaudited Actuals data that exist will be extracted into the P-2 ADA column for the First Prior Year; otherwise, enter First Prior Year data. P-2 ADA for the second and third prior years are preloaded. First Interim data that exist will be extracted into the Enrollment column; otherwise, enter Enrollment data for all fiscal years. Data should reflect district regular and charter school ADA/enrollment corresponding to financial data reported in the General Fund, only, for all fiscal years.

Fiscal Year	P-2 ADA	Enrollment	Historical Ratio of ADA to Enrollment
	Unaudited Actuals (Form A, Lines A4 and C4)	CALPADS Actual (Form 01CSI, Item 3A)	
Third Prior Year (2021-22)			
District Regular	2,028	2,123	
Charter School			
<b>Total ADA/Enrollment</b>	<b>2,028</b>	<b>2,123</b>	<b>95.5%</b>
Second Prior Year (2022-23)			
District Regular	1,971	2,075	
Charter School			
<b>Total ADA/Enrollment</b>	<b>1,971</b>	<b>2,075</b>	<b>95.0%</b>
First Prior Year (2023-24)			
District Regular	1,974	2,065	
Charter School	0		
<b>Total ADA/Enrollment</b>	<b>1,974</b>	<b>2,065</b>	<b>95.6%</b>
Historical Average Ratio:			95.4%
<b>District's ADA to Enrollment Standard (historical average ratio plus 0.5%):</b>			<b>95.9%</b>

**3B. Calculating the District's Projected Ratio of ADA to Enrollment**

DATA ENTRY: Estimated P-2 ADA will be extracted into the first column for the Current Year; enter data in the first column for the subsequent fiscal years. Data should reflect district regular and charter school ADA/enrollment corresponding to financial data reported in the General Fund, only, for all fiscal years. All other data are extracted.

Fiscal Year	Estimated P-2 ADA	Enrollment	Ratio of ADA to Enrollment	Status
	(Form AI, Lines A4 and C4)	CALPADS/Projected (Criterion 2, Item 2A)		
Current Year (2024-25)				
District Regular	2,024	2,120		
Charter School	0			
<b>Total ADA/Enrollment</b>	<b>2,024</b>	<b>2,120</b>	<b>95.5%</b>	<b>Met</b>
1st Subsequent Year (2025-26)				
District Regular	2,033	2,130		
Charter School				
<b>Total ADA/Enrollment</b>	<b>2,033</b>	<b>2,130</b>	<b>95.4%</b>	<b>Met</b>
2nd Subsequent Year (2026-27)				
District Regular	2,033	2,130		
Charter School				
<b>Total ADA/Enrollment</b>	<b>2,033</b>	<b>2,130</b>	<b>95.4%</b>	<b>Met</b>

**3C. Comparison of District ADA to Enrollment Ratio to the Standard**

DATA ENTRY: Enter an explanation if the standard is not met.

- 1a. STANDARD MET - Projected P-2 ADA to enrollment ratio has not exceeded the standard for the current year and two subsequent fiscal years.

**Explanation:**  
(required if NOT met)

**4. CRITERION: LCFF Revenue**

STANDARD: Projected LCFF revenue for any of the current fiscal year or two subsequent fiscal years has not changed by more than two percent since first interim projections.

District's LCFF Revenue Standard Percentage Range: -2.0% to +2.0%**4A. Calculating the District's Projected Change in LCFF Revenue**

DATA ENTRY: First Interim data that exist will be extracted; otherwise, enter data into the first column. In the Second Interim column, Current Year data are extracted; enter data for the two subsequent years.

LCFF Revenue				
(Fund 01, Objects 8011, 8012, 8020-8089)				
Fiscal Year	First Interim	Second Interim	Percent Change	Status
	(Form 01CSI, Item 4A)	Projected Year Totals		
Current Year (2024-25)	23,302,231.00	23,221,448.00	(.3%)	Met
1st Subsequent Year (2025-26)	23,929,887.00	23,915,116.00	(.1%)	Met
2nd Subsequent Year (2026-27)	24,592,310.00	24,710,252.00	.5%	Met

**4B. Comparison of District LCFF Revenue to the Standard**

DATA ENTRY: Enter an explanation if the standard is not met.

- 1a. STANDARD MET - LCFF revenue has not changed since first interim projections by more than two percent for the current year and two subsequent fiscal years.

Explanation:  
(required if NOT met)

**5. CRITERION: Salaries and Benefits**

STANDARD: Projected ratio of total unrestricted salaries and benefits to total unrestricted general fund expenditures for any of the current fiscal year or two subsequent fiscal years has not changed from the historical average ratio from the three prior fiscal years by more than the greater of three percent or the district's required reserves percentage.

**5A. Calculating the District's Historical Average Ratio of Unrestricted Salaries and Benefits to Total Unrestricted General Fund Expenditures**

DATA ENTRY: Unaudited Actuals data that exist for the First Prior Year will be extracted; otherwise, enter data for the First Prior Year. Unaudited Actuals data for the second and third prior years are preloaded.

Fiscal Year	Unaudited Actuals - Unrestricted (Resources 0000-1999)		Ratio of Unrestricted Salaries and Benefits to Total Unrestricted Expenditures
	Salaries and Benefits	Total Expenditures	
	(Form 01, Objects 1000-3999)	(Form 01, Objects 1000-7499)	
Third Prior Year (2021-22)	16,393,701.81	18,524,855.93	88.5%
Second Prior Year (2022-23)	17,152,927.11	19,967,624.26	85.9%
First Prior Year (2023-24)	18,136,365.83	20,584,225.02	88.1%
	Historical Average Ratio:		87.5%

	Current Year (2024-25)	1st Subsequent Year (2025-26)	2nd Subsequent Year (2026-27)
District's Reserve Standard Percentage (Criterion 10B, Line 4)	3%	3%	3%
<b>District's Salaries and Benefits Standard (historical average ratio, plus/minus the greater of 3% or the district's reserve standard percentage):</b>	<b>84.5% to 90.5%</b>	<b>84.5% to 90.5%</b>	<b>84.5% to 90.5%</b>

**5B. Calculating the District's Projected Ratio of Unrestricted Salaries and Benefits to Total Unrestricted General Fund Expenditures**

DATA ENTRY: If Form MYPI exists, Projected Year Totals data for the two subsequent years will be extracted; if not, enter Projected Year Totals data. Projected Year Totals data for Current Year are extracted.

Fiscal Year	Projected Year Totals - Unrestricted (Resources 0000-1999)		Ratio of Unrestricted Salaries and Benefits to Total Unrestricted Expenditures	Status
	Salaries and Benefits	Total Expenditures		
	(Form 01I, Objects 1000-3999) (Form MYPI, Lines B1-B3)	(Form 01I, Objects 1000-7499) (Form MYPI, Lines B1-B8, B10)		
Current Year (2024-25)	17,945,372.59	20,140,649.49	89.1%	Met
1st Subsequent Year (2025-26)	18,738,770.97	20,988,929.79	89.3%	Met
2nd Subsequent Year (2026-27)	19,113,546.39	21,419,959.19	89.2%	Met

**5C. Comparison of District Salaries and Benefits Ratio to the Standard**

DATA ENTRY: Enter an explanation if the standard is not met.

- 1a. STANDARD MET - Ratio of total unrestricted salaries and benefits to total unrestricted expenditures has met the standard for the current year and two subsequent fiscal years.

**Explanation:**  
(required if NOT met)

**6. CRITERION: Other Revenues and Expenditures**

STANDARD: Projected operating revenues (including federal, other state and other local) or expenditures (including books and supplies, and services and other operating), for any of the current fiscal year or two subsequent fiscal years, have not changed by more than five percent since first interim projections. Changes that exceed five percent in any major object category must be explained.

District's Other Revenues and Expenditures Standard Percentage Range: **-5.0% to +5.0%**

District's Other Revenues and Expenditures Explanation Percentage Range: **-5.0% to +5.0%**

**6A. Calculating the District's Change by Major Object Category and Comparison to the Explanation Percentage Range**

DATA ENTRY: First Interim data that exist will be extracted; otherwise, enter data into the first column. Second Interim data for the Current Year are extracted. If Second Interim Form MYPI exists, data for the two subsequent years will be extracted; if not, enter data for the two subsequent years into the second column. Explanations must be entered for each category if the percent change for any year exceeds the district's explanation percentage range.

Object Range / Fiscal Year	First Interim	Second Interim	Percent Change	Change Is Outside Explanation Range
	Projected Year Totals (Form 01CSI, Item 6A)	Projected Year Totals (Fund 01) (Form MYPI)		

**Federal Revenue (Fund 01, Objects 8100-8299) (Form MYPI, Line A2)**

Current Year (2024-25)	747,428.72	753,935.72	.9%	No
1st Subsequent Year (2025-26)	715,070.91	758,585.96	6.1%	Yes
2nd Subsequent Year (2026-27)	726,786.15	775,877.80	6.8%	Yes

**Explanation:**  
(required if Yes)

applied CPI to grants

**Other State Revenue (Fund 01, Objects 8300-8599) (Form MYPI, Line A3)**

Current Year (2024-25)	3,676,992.01	3,689,397.01	.3%	No
1st Subsequent Year (2025-26)	3,633,590.51	3,689,544.36	1.5%	No
2nd Subsequent Year (2026-27)	3,630,306.50	3,742,621.46	3.1%	No

**Explanation:**  
(required if Yes)

**Other Local Revenue (Fund 01, Objects 8600-8799) (Form MYPI, Line A4)**

Current Year (2024-25)	3,478,179.21	3,861,549.14	11.0%	Yes
1st Subsequent Year (2025-26)	2,856,635.00	3,077,709.96	7.7%	Yes
2nd Subsequent Year (2026-27)	2,856,635.00	2,895,040.61	1.3%	No

**Explanation:**  
(required if Yes)

added Big Lift summer program for FY 2425 and Big Lift program in FY2526 as well

**Books and Supplies (Fund 01, Objects 4000-4999) (Form MYPI, Line B4)**

Current Year (2024-25)	906,834.71	1,112,905.69	22.7%	Yes
1st Subsequent Year (2025-26)	930,785.63	1,123,244.93	20.7%	Yes
2nd Subsequent Year (2026-27)	955,408.50	1,091,129.86	14.2%	Yes

**Explanation:**  
(required if Yes)

Due to increased computer equipments and summer program materials

**Services and Other Operating Expenditures (Fund 01, Objects 5000-5999) (Form MYPI, Line B5)**

Current Year (2024-25)	6,232,595.19	6,343,044.35	1.8%	No
1st Subsequent Year (2025-26)	6,404,773.68	6,033,046.64	-5.8%	Yes
2nd Subsequent Year (2026-27)	6,582,192.18	6,170,792.33	-6.3%	Yes

**Explanation:**  
(required if Yes)

Expired state and local funds

**6B. Calculating the District's Change in Total Operating Revenues and Expenditures**

DATA ENTRY: All data are extracted or calculated.

Object Range / Fiscal Year	First Interim Projected Year Totals	Second Interim Projected Year Totals	Percent Change	Status
<b>Total Federal, Other State, and Other Local Revenue (Section 6A)</b>				
Current Year (2024-25)	7,902,599.94	8,304,881.87	5.1%	Not Met
1st Subsequent Year (2025-26)	7,205,296.42	7,525,840.28	4.4%	Met
2nd Subsequent Year (2026-27)	7,213,727.65	7,413,539.87	2.8%	Met
<b>Total Books and Supplies, and Services and Other Operating Expenditures (Section 6A)</b>				
Current Year (2024-25)	7,139,429.90	7,455,950.04	4.4%	Met
1st Subsequent Year (2025-26)	7,335,559.31	7,156,291.57	-2.4%	Met
2nd Subsequent Year (2026-27)	7,537,600.68	7,261,922.19	-3.7%	Met

**6C. Comparison of District Total Operating Revenues and Expenditures to the Standard Percentage Range**

DATA ENTRY: Explanations are linked from Section 6A if the status in Section 6B is Not Met; no entry is allowed below.

- 1a. STANDARD NOT MET - One or more projected operating revenue have changed since first interim projections by more than the standard in one or more of the current year or two subsequent fiscal years. Reasons for the projected change, descriptions of the methods and assumptions used in the projections, and what changes, if any, will be made to bring the projected operating revenues within the standard must be entered in Section 6A above and will also display in the explanation box below.

**Explanation:**

Federal Revenue  
(linked from 6A  
if NOT met)

applied CPI to grants

**Explanation:**

Other State Revenue  
(linked from 6A  
if NOT met)

**Explanation:**

Other Local Revenue  
(linked from 6A  
if NOT met)

added Big Lift summer program for FY 2425 and Big Lift program in FY2526 as well

- 1b. STANDARD MET - Projected total operating expenditures have not changed since first interim projections by more than the standard for the current year and two subsequent fiscal years.

**Explanation:**

Books and Supplies  
(linked from 6A  
if NOT met)

**Explanation:**

Services and Other Exps  
(linked from 6A  
if NOT met)

**7. CRITERION: Facilities Maintenance**

STANDARD: Identify changes that have occurred since first interim projections in the projected contributions for facilities maintenance funding as required pursuant to Education Code Section 17070.75, or in how the district is providing adequately to preserve the functionality of its facilities for their normal life in accordance with Education Code sections 52060(d)(1) and 17002(d)(1).

---

**Determining the District's Compliance with the Contribution Requirement for EC Section 17070.75 - Ongoing and Major Maintenance/Restricted Maintenance Account (OMMA/RMA)**


---

**NOTE:** EC Section 17070.75 requires the district to deposit into the account a minimum amount equal to or greater than three percent of the total general fund expenditures and other financing uses for that fiscal year. Statute exclude the following resource codes from the total general fund expenditures calculation: 3212, 3213, 3214, 3216, 3218, 3219, 3225, 3226, 3227, 3228, 5316, 5632, 5633, 5634, 7027, and 7690.

DATA ENTRY: Enter the Required Minimum Contribution if First Interim data does not exist. First Interim data that exist will be extracted; otherwise, enter First Interim data into lines 1, if applicable, and 2. All other data are extracted.

		Second Interim Contribution	
		Projected Year Totals	
		(Fund 01, Resource 8150,	
		Objects 8900-8999)	
	Required Minimum Contribution		Status
1. OMMA/RMA Contribution	1,032,119.97	1,072,276.07	Met
2. First Interim Contribution (information only ) (Form 01CSI, First Interim, Criterion 7, Line 1)		1,171,380.79	

If status is not met, enter an X in the box that best describes why the minimum required contribution was not made:

<input type="checkbox"/>	Not applicable (district does not participate in the Leroy F. Greene School Facilities Act of 1998)
<input type="checkbox"/>	Exempt (due to district's small size [EC Section 17070.75 (b)(2)(E)])
<input type="checkbox"/>	Other (explanation must be provided)

**Explanation:**  
(required if NOT met  
and Other is marked)

**8. CRITERION: Deficit Spending**

STANDARD: Unrestricted deficit spending (total unrestricted expenditures and other financing uses is greater than total unrestricted revenues and other financing sources) as a percentage of total unrestricted expenditures and other financing uses, has not exceeded one-third of the district's available reserves<sup>1</sup> as a percentage of total expenditures and other financing uses<sup>2</sup> in any of the current fiscal year or two subsequent fiscal years.

<sup>1</sup>Available reserves are the unrestricted amounts in the Stabilization Arrangements, Reserve for Economic Uncertainties, and Unassigned/Unappropriated accounts in the General Fund and the Special Reserve Fund for Other Than Capital Outlay Projects. Available reserves will be reduced by any negative ending balances in restricted resources in the General Fund.

<sup>2</sup>A school district that is the Administrative Unit of a Special Education Local Plan Area (SELPA) may exclude from its expenditures the distribution of funds to its participating members.

**8A. Calculating the District's Deficit Spending Standard Percentage Levels**

DATA ENTRY: All data are extracted or calculated.

	Current Year (2024-25)	1st Subsequent Year (2025-26)	2nd Subsequent Year (2026-27)
District's Available Reserve Percentages (Criterion 10C, Line 9)	3.0%	3.0%	3.0%
<b>District's Deficit Spending Standard Percentage Levels (one-third of available reserve percentage):</b>	<b>1.0%</b>	<b>1.0%</b>	<b>1.0%</b>

**8B. Calculating the District's Deficit Spending Percentages**

DATA ENTRY: Current Year data are extracted. If Form MYPI exists, data for the two subsequent years will be extracted; if not, enter data for the two subsequent years into the first and second columns.

Fiscal Year	Projected Year Totals			
	Net Change in	Total Unrestricted	Deficit Spending Level (If Net Change in Unrestricted Fund Balance is negative, else N/A)	Status
	Unrestricted Fund Balance	Expenditures		
	(Form 011, Section E)	and Other Financing Uses (Form 011, Objects 1000-7999)		
	(Form MYPI, Line C)	(Form MYPI, Line B11)		
Current Year (2024-25)	336,641.23	20,140,649.49	N/A	Met
1st Subsequent Year (2025-26)	(125,740.49)	20,988,929.79	.6%	Met
2nd Subsequent Year (2026-27)	(573,345.29)	21,419,959.19	2.7%	Not Met

**8C. Comparison of District Deficit Spending to the Standard**

DATA ENTRY: Enter an explanation if the standard is not met.

- 1a. STANDARD NOT MET - Unrestricted deficit spending has exceeded the standard percentage level in any of the current year or two subsequent fiscal years. Provide reasons for the deficit spending, a description of the methods and assumptions used in balancing the unrestricted budget, and what changes will be made to ensure that the budget deficits are eliminated or are balanced within the standard.

**Explanation:**  
(required if NOT met)

contributions to cover deficit restricted funding

**9. CRITERION: Fund and Cash Balances**

A. FUND BALANCE STANDARD: Projected general fund balance will be positive at the end of the current fiscal year and two subsequent fiscal years.

**9A-1. Determining if the District's General Fund Ending Balance is Positive**

DATA ENTRY: Current Year data are extracted. If Form MYPI exists, data for the two subsequent years will be extracted; if not, enter data for the two subsequent years.

Ending Fund Balance		
General Fund		
Projected Year Totals		
Fiscal Year	(Form 011, Line F2 ) (Form MYPI, Line D2)	Status
Current Year (2024-25)	11,785,984.96	Met
1st Subsequent Year (2025-26)	10,080,148.10	Met
2nd Subsequent Year (2026-27)	8,508,889.65	Met

**9A-2. Comparison of the District's Ending Fund Balance to the Standard**

DATA ENTRY: Enter an explanation if the standard is not met.

1a. STANDARD MET - Projected general fund ending balance is positive for the current fiscal year and two subsequent fiscal years.

**Explanation:**  
(required if NOT met)

B. CASH BALANCE STANDARD: Projected general fund cash balance will be positive at the end of the current fiscal year.

**9B-1. Determining if the District's Ending Cash Balance is Positive**

DATA ENTRY: If Form CASH exists, data will be extracted; if not, data must be entered below.

Ending Cash Balance		
General Fund		
Fiscal Year	(Form CASH, Line F, June Column)	Status
Current Year (2024-25)	8,502,249.13	Met

**9B-2. Comparison of the District's Ending Cash Balance to the Standard**

DATA ENTRY: Enter an explanation if the standard is not met.

1a. STANDARD MET - Projected general fund cash balance will be positive at the end of the current fiscal year.

**Explanation:**  
(required if NOT met)

**10. CRITERION: Reserves**

STANDARD: Available reserves<sup>1</sup> for any of the current fiscal year or two subsequent fiscal years are not less than the following percentages or amounts<sup>2</sup> as applied to total expenditures and other financing uses<sup>3</sup>:

DATA ENTRY: Current Year data are extracted. If Form MYPI exists, 1st and 2nd Subsequent Year data will be extracted. If not, enter district regular ADA and charter school ADA corresponding to financial data reported in the General Fund, only, for the two subsequent years.

Percentage Level	District ADA	
5% or \$87,000 (greater of)	0	to 300
4% or \$87,000 (greater of)	301	to 1,000
3%	1,001	to 30,000
2%	30,001	to 250,000
1%	250,001	and over

<sup>1</sup> Available reserves are the unrestricted amounts in the Stabilization Arrangements, Reserve for Economic Uncertainties, and Unassigned/Unappropriated accounts in the General Fund and Special Reserve Fund for Other Than Capital Outlay Projects. Available reserves will be reduced by any negative ending balances in restricted resources in the General Fund.

<sup>2</sup> Dollar amounts to be adjusted annually by the prior year statutory cost-of-living adjustment (Education Code Section 42238), rounded to the nearest thousand.

<sup>3</sup> A school district that is the Administrative Unit (AU) of a Special Education Local Plan Area (SELPA) may exclude from its expenditures the distribution of funds to its participating members.

	Current Year (2024-25)	1st Subsequent Year (2025-26)	2nd Subsequent Year (2026-27)
District Estimated P-2 ADA (Current Year, Form AI, Lines A4 and C4. Subsequent Years, Form MYPI, Line F2, if available.)	2,024	2,033	2,033
<b>District's Reserve Standard Percentage Level:</b>	<b>3%</b>	<b>3%</b>	<b>3%</b>

**10A. Calculating the District's Special Education Pass-through Exclusions (only for districts that serve as the AU of a SELPA)**

DATA ENTRY: For SELPA AUs, if Form MYPI exists, all data will be extracted including the Yes/No button selection. If not, click the appropriate Yes or No button for item 1. If Yes, enter data for item 2a. If No, enter data for the two subsequent years in item 2b; Current Year data are extracted.

For districts that serve as the AU of a SELPA (Form MYPI, Lines F1a, F1b1, and F1b2):

1. Do you choose to exclude from the reserve calculation the pass-through funds distributed to SELPA members?

No

2. If you are the SELPA AU and are excluding special education pass-through funds:

a. Enter the name(s) of the SELPA(s):

b. Special Education Pass-through Funds

(Fund 10, resources 3300-3499, 6500-6540 and 6546,  
objects 7211-7213 and 7221-7223)

Current Year Projected Year Totals (2024-25)	1st Subsequent Year (2025-26)	2nd Subsequent Year (2026-27)
0.00	0.00	0.00

**10B. Calculating the District's Reserve Standard**

DATA ENTRY: If Form MYPI exists, all data will be extracted or calculated. If not, enter data for line 1 for the two subsequent years; Current Year data are extracted.

	Current Year Projected Year Totals (2024-25)	1st Subsequent Year (2025-26)	2nd Subsequent Year (2026-27)
1. Expenditures and Other Financing Uses (Form 011, objects 1000-7999) (Form MYPI, Line B11)	34,725,404.42	35,306,888.70	35,903,467.91
2. Plus: Special Education Pass-through (Criterion 10A, Line 2b, if Criterion 10A, Line 1 is No)	0.00	0.00	0.00
3. Total Expenditures and Other Financing Uses (Line B1 plus Line B2)	34,725,404.42	35,306,888.70	35,903,467.91

Millbrae Elementary  
San Mateo County

Second Interim  
General Fund  
School District Criteria and Standards Review

41 68973 0000000  
Form 01CSI  
F82H7C136B(2024-25)

4.	Reserve Standard Percentage Level	3%	3%	3%
5.	Reserve Standard - by Percent (Line B3 times Line B4)	1,041,762.13	1,059,206.66	1,077,104.04
6.	Reserve Standard - by Amount (\$87,000 for districts with 0 to 1,000 ADA, else 0)	0.00	0.00	0.00
7.	<b>District's Reserve Standard</b> <b>(Greater of Line B5 or Line B6)</b>	<b>1,041,762.13</b>	<b>1,059,206.66</b>	<b>1,077,104.04</b>

#### 10C. Calculating the District's Available Reserve Amount

DATA ENTRY: All data are extracted from fund data and Form MYPI. If Form MYPI does not exist, enter data for the two subsequent years.

Reserve Amounts (Unrestricted resources 0000-1999 except Line 4)	Current Year	1st Subsequent Year	2nd Subsequent Year
	Projected Year Totals		
	(2024-25)	(2025-26)	(2026-27)
1. General Fund - Stabilization Arrangements (Fund 01, Object 9750) (Form MYPI, Line E1a)	0.00		
2. General Fund - Reserve for Economic Uncertainties (Fund 01, Object 9789) (Form MYPI, Line E1b)	1,041,762.14	1,059,703.98	1,077,104.04
3. General Fund - Unassigned/Unappropriated Amount (Fund 01, Object 9790) (Form MYPI, Line E1c)	0.00	0.00	0.00
4. General Fund - Negative Ending Balances in Restricted Resources (Fund 01, Object 979Z, if negative, for each of resources 2000-9999) (Form MYPI, Line E1d)	0.00	0.00	0.00
5. Special Reserve Fund - Stabilization Arrangements (Fund 17, Object 9750) (Form MYPI, Line E2a)	0.00		
6. Special Reserve Fund - Reserve for Economic Uncertainties (Fund 17, Object 9789) (Form MYPI, Line E2b)	0.00		
7. Special Reserve Fund - Unassigned/Unappropriated Amount (Fund 17, Object 9790) (Form MYPI, Line E2c)	0.00		
8. District's Available Reserve Amount (Lines C1 thru C7)	1,041,762.14	1,059,703.98	1,077,104.04
9. District's Available Reserve Percentage (Information only) (Line 8 divided by Section 10B, Line 3)	3.00%	3.00%	3.00%
<b>District's Reserve Standard</b> <b>(Section 10B, Line 7):</b>	<b>1,041,762.13</b>	<b>1,059,206.66</b>	<b>1,077,104.04</b>
Status:	Met	Met	Met

#### 10D. Comparison of District Reserve Amount to the Standard

DATA ENTRY: Enter an explanation if the standard is not met.

- 1a. STANDARD MET - Available reserves have met the standard for the current year and two subsequent fiscal years.

**Explanation:**  
(required if NOT met)

**SUPPLEMENTAL INFORMATION**

DATA ENTRY: Click the appropriate Yes or No button for items S1 through S4. Enter an explanation for each Yes answer.

**S1. Contingent Liabilities**

- 1a. Does your district have any known or contingent liabilities (e.g., financial or program audits, litigation, state compliance reviews) that have occurred since first interim projections that may impact the budget?

No

- 1b. If Yes, identify the liabilities and how they may impact the budget:

**S2. Use of One-time Revenues for Ongoing Expenditures**

- 1a. Does your district have ongoing general fund expenditures funded with one-time revenues that have changed since first interim projections by more than five percent?

No

- 1b. If Yes, identify the expenditures and explain how the one-time resources will be replaced to continue funding the ongoing expenditures in the following fiscal years:

**S3. Temporary Interfund Borrowings**

- 1a. Does your district have projected temporary borrowings between funds?  
(Refer to Education Code Section 42603)

No

- 1b. If Yes, identify the interfund borrowings:

**S4. Contingent Revenues**

- 1a. Does your district have projected revenues for the current fiscal year or either of the two subsequent fiscal years contingent on reauthorization by the local government, special legislation, or other definitive act (e.g., parcel taxes, forest reserves)?

No

- 1b. If Yes, identify any of these revenues that are dedicated for ongoing expenses and explain how the revenues will be replaced or expenditures reduced:

**S5. Contributions**

Identify projected contributions from unrestricted resources in the general fund to restricted resources in the general fund for the current fiscal year and two subsequent fiscal years. Provide an explanation if contributions have changed by more than \$20,000 and more than five percent since first interim projections.

Identify projected transfers to or from the general fund to cover operating deficits in either the general fund or any other fund for the current fiscal year and two subsequent fiscal years. Provide an explanation if transfers have changed by more than \$20,000 and more than five percent since first interim projections.

Identify capital project cost overruns that have occurred since first interim projections that may impact the general fund budget.

District's Contributions and Transfers Standard:

-5.0% to +5.0% or -\$20,000  
to +\$20,000

**S5A. Identification of the District's Projected Contributions, Transfers, and Capital Projects that may Impact the General Fund**

DATA ENTRY: First Interim data that exist will be extracted; otherwise, enter data into the first column. For Contributions, the Second Interim's Current Year data will be extracted. Enter Second Interim Contributions for the 1st and 2nd Subsequent Years. For Transfers In and Transfers Out, the Second Interim's Current Year data will be extracted. If Form MYPI exists, the data will be extracted into the Second Interim column for the 1st and 2nd Subsequent Years. If Form MYPI does not exist, enter data for 1st and 2nd Subsequent Years. Click on the appropriate button for Item 1d; all other data will be calculated.

Description / Fiscal Year	First Interim (Form 01CSI, Item S5A)	Second Interim Projected Year Totals	Percent Change	Amount of Change	Status
<b>1a. Contributions, Unrestricted General Fund</b>					
<b>(Fund 01, Resources 0000-1999, Object 8980)</b>					
Current Year (2024-25)	(4,997,586.66)	(4,898,481.94)	-2.0%	(99,104.72)	Met
1st Subsequent Year (2025-26)	(5,048,756.22)	(4,967,939.86)	-1.6%	(80,816.36)	Met
2nd Subsequent Year (2026-27)	(7,355,308.40)	(5,800,682.40)	-21.1%	(1,554,626.00)	Not Met
<b>1b. Transfers In, General Fund *</b>					
Current Year (2024-25)	370,391.00	370,391.00	0.0%	0.00	Met
1st Subsequent Year (2025-26)	370,391.00	370,391.00	0.0%	0.00	Met
2nd Subsequent Year (2026-27)	370,391.00	370,391.00	0.0%	0.00	Met
<b>1c. Transfers Out, General Fund *</b>					
Current Year (2024-25)	0.00	0.00	0.0%	0.00	Met
1st Subsequent Year (2025-26)	0.00	0.00	0.0%	0.00	Met
2nd Subsequent Year (2026-27)	0.00	0.00	0.0%	0.00	Met

**1d. Capital Project Cost Overruns**

Have capital project cost overruns occurred since first interim projections that may impact the general fund operational budget?

No

\* Include transfers used to cover operating deficits in either the general fund or any other fund.

**S5B. Status of the District's Projected Contributions, Transfers, and Capital Projects**

DATA ENTRY: Enter an explanation if Not Met for items 1a-1c or if Yes for Item 1d.

- 1a. NOT MET - The projected contributions from the unrestricted general fund to restricted general fund programs have changed since first interim projections by more than the standard for any of the current year or subsequent two fiscal years. Identify restricted programs and contribution amount for each program and whether contributions are ongoing or one-time in nature. Explain the district's plan, with timeframes, for reducing or eliminating the contribution.

**Explanation:**

(required if NOT met)

First interim, it was budgeted higher than needed.

- 1b. MET - Projected transfers in have not changed since first interim projections by more than the standard for the current year and two subsequent fiscal years.

**Explanation:**

(required if NOT met)

1c. MET - Projected transfers out have not changed since first interim projections by more than the standard for the current year and two subsequent fiscal years.

Explanation:  
(required if NOT met)

1d. NO - There have been no capital project cost overruns occurring since first interim projections that may impact the general fund operational budget.

Project Information:  
(required if YES)

**S6. Long-term Commitments**

Identify all existing and new multiyear commitments<sup>1</sup> and their annual required payment for the current fiscal year and two subsequent fiscal years. Explain how any increase in annual payments will be funded. Also, explain how any decrease to funding sources used to pay long-term commitments will be replaced.

<sup>1</sup> Include multiyear commitments, multiyear debt agreements, and new programs or contracts that result in long-term obligations.

**S6A. Identification of the District's Long-term Commitments**

DATA ENTRY: If First Interim data exist (Form 01CSI, Item S6A), long-term commitment data will be extracted and it will only be necessary to click the appropriate button for Item 1b. Extracted data may be overwritten to update long-term commitment data in Item 2, as applicable. If no First Interim data exist, click the appropriate buttons for items 1a and 1b, and enter all other data, as applicable.

1. a. Does your district have long-term (multiyear) commitments?

(If No, skip items 1b and 2 and sections S6B and S6C)

No

- b. If Yes to Item 1a, have new long-term (multiyear) commitments been incurred since first interim projections?

N/A

2. If Yes to Item 1a, list (or update) all new and existing multiyear commitments and required annual debt service amounts. Do not include long-term commitments for postemployment benefits other than pensions (OPEB); OPEB is disclosed in Item S7A.

Type of Commitment	# of Years Remaining	SACS Fund and Object Codes Used For:		Principal Balance as of July 1, 2024-25
		Funding Sources (Revenues)	Debt Service (Expenditures)	
Capital Leases				
Certificates of Participation				
General Obligation Bonds		Tax Revenues	Fund 51	44,634,527
Supp Early Retirement Program				
State School Building Loans				
Compensated Absences				
Other Long-term Commitments (do not include OPEB):				
TOTAL:				44,634,527

Type of Commitment (continued)	Prior Year (2023-24) Annual Payment (P & I)	Current Year (2024-25) Annual Payment (P & I)	1st Subsequent Year (2025-26) Annual Payment (P & I)	2nd Subsequent Year (2026-27) Annual Payment (P & I)
Capital Leases				
Certificates of Participation				
General Obligation Bonds	3,128,524	3,225,581	7,123,524	3,994,272
Supp Early Retirement Program				
State School Building Loans				
Compensated Absences				
Other Long-term Commitments (continued):				

Millbrae Elementary  
San Mateo County

Second Interim  
General Fund  
School District Criteria and Standards Review

41 68973 0000000  
Form 01CSI  
F82H7C136B(2024-25)

Total Annual Payments:	3,128,524	3,225,581	7,123,524	3,994,272
Has total annual payment increased over prior year (2023-24)?	Yes	Yes	Yes	

**S6B. Comparison of the District's Annual Payments to Prior Year Annual Payment**

DATA ENTRY: Enter an explanation if Yes.

- 1a. Yes - Annual payments for long-term commitments have increased in one or more of the current or two subsequent fiscal years. Explain how the increase in annual payments will be funded.

**Explanation:**  
(Required if Yes  
to increase in total  
annual payments)

Payments are funded from property tax revenue.

**S6C. Identification of Decreases to Funding Sources Used to Pay Long-term Commitments**

DATA ENTRY: Click the appropriate Yes or No button in Item 1; if Yes, an explanation is required in Item 2.

1. Will funding sources used to pay long-term commitments decrease or expire prior to the end of the commitment period, or are they one-time sources?

n/a

2. No - Funding sources will not decrease or expire prior to the end of the commitment period, and one-time funds are not being used for long-term commitment.

**Explanation:**  
(Required if Yes)

**S7. Unfunded Liabilities**

Identify any changes in estimates for unfunded liabilities since first interim projections, and indicate whether the changes are the result of a new actuarial valuation.

**S7A. Identification of the District's Estimated Unfunded Liability for Postemployment Benefits Other Than Pensions (OPEB)**

DATA ENTRY: Click the appropriate button(s) for items 1a-1c, as applicable. First Interim data that exist (Form 01CSI, Item S7A) will be extracted; otherwise, enter First Interim and Second Interim data in items 2-4.

- 1 a. Does your district provide postemployment benefits other than pensions (OPEB)? (If No, skip items 1b-4)

Yes

- b. If Yes to Item 1a, have there been changes since first interim in OPEB liabilities?

Yes

- c. If Yes to Item 1a, have there been changes since first interim in OPEB contributions?

## 2 OPEB Liabilities

- a. Total OPEB liability  
b. OPEB plan(s) fiduciary net position (if applicable)  
c. Total/Net OPEB liability (Line 2a minus Line 2b)

	First Interim (Form 01CSI, Item S7A)	Second Interim
a. Total OPEB liability	6,602,063.00	6,255,832.00
b. OPEB plan(s) fiduciary net position (if applicable)	0.00	0.00
c. Total/Net OPEB liability (Line 2a minus Line 2b)	6,602,063.00	6,255,832.00

- d. Is total OPEB liability based on the district's estimate or an actuarial valuation?

Actuarial	Actuarial
Jun 30, 2024	Oct 14, 2024

- e. If based on an actuarial valuation, indicate the measurement date of the OPEB valuation.

## 3 OPEB Contributions

- a. OPEB actuarially determined contribution (ADC) if available, per actuarial valuation or Alternative Measurement Method

Current Year (2024-25)

1st Subsequent Year (2025-26)

2nd Subsequent Year (2026-27)

	First Interim (Form 01CSI, Item S7A)	Second Interim
Current Year (2024-25)	314,808.00	314,808.00
1st Subsequent Year (2025-26)	304,618.00	304,618.00
2nd Subsequent Year (2026-27)	312,417.00	312,417.00

- b. OPEB amount contributed (for this purpose, include premiums paid to a self-insurance fund) (Funds 01-70, objects 3701-3752)

Current Year (2024-25)

1st Subsequent Year (2025-26)

2nd Subsequent Year (2026-27)

Current Year (2024-25)	310,000.00	191,675.98
1st Subsequent Year (2025-26)	310,000.00	310,000.00
2nd Subsequent Year (2026-27)	310,000.00	310,000.00

- c. Cost of OPEB benefits (equivalent of "pay-as-you-go" amount)

Current Year (2024-25)

1st Subsequent Year (2025-26)

2nd Subsequent Year (2026-27)

Current Year (2024-25)	314,808.00	314,808.00
1st Subsequent Year (2025-26)	304,618.00	304,618.00
2nd Subsequent Year (2026-27)	312,417.00	312,417.00

- d. Number of retirees receiving OPEB benefits

Current Year (2024-25)

1st Subsequent Year (2025-26)

2nd Subsequent Year (2026-27)

Current Year (2024-25)	91	91
1st Subsequent Year (2025-26)	91	91
2nd Subsequent Year (2026-27)	91	91

## 4. Comments:

Millbrae Elementary  
San Mateo County

Second Interim  
General Fund  
School District Criteria and Standards Review

41 68973 0000000  
Form 01CSI  
F82H7C136B(2024-25)

**S7B. Identification of the District's Unfunded Liability for Self-insurance Programs**

DATA ENTRY: Click the appropriate button(s) for items 1a-1c, as applicable. First Interim data that exist (Form 01CSI, Item S7B) will be extracted; otherwise, enter First Interim and Second Interim data in items 2-4.

- 1 a. Does your district operate any self-insurance programs such as workers' compensation, employee health and welfare, or property and liability? (Do not include OPEB; which is covered in Section S7A) (If No, skip items 1b-4)

No

- b. If Yes to item 1a, have there been changes since first interim in self-insurance liabilities?

n/a

- c. If Yes to item 1a, have there been changes since first interim in self-insurance contributions?

n/a

- 2 Self-Insurance Liabilities

First Interim  
(Form 01CSI, Item S7B)      Second Interim

- a. Accrued liability for self-insurance programs  
b. Unfunded liability for self-insurance programs


- 3 Self-Insurance Contributions

First Interim  
(Form 01CSI, Item S7B)      Second Interim

- a. Required contribution (funding) for self-insurance programs  
Current Year (2024-25)  
1st Subsequent Year (2025-26)  
2nd Subsequent Year (2026-27)


- b. Amount contributed (funded) for self-insurance programs  
Current Year (2024-25)  
1st Subsequent Year (2025-26)  
2nd Subsequent Year (2026-27)


- 4 Comments:

--

**S8. Status of Labor Agreements**

Analyze the status of all employee labor agreements. Identify new labor agreements that have been ratified since first interim projections, as well as new commitments provided as part of previously ratified multiyear agreements; and include all contracts, including all administrator contracts (and including all compensation). For new agreements, indicate the date of the required board meeting. Compare the increase in new commitments to the projected increase in ongoing revenues, and explain how these commitments will be funded in future fiscal years.

**If salary and benefit negotiations are not finalized, upon settlement with certificated or classified staff:**

The school district must determine the cost of the settlement, including salaries, benefits, and any other agreements that change costs, and provide the county office of education (COE) with an analysis of the cost of the settlement and its impact on the operating budget.

The county superintendent shall review the analysis relative to the criteria and standards and may provide written comments to the president of the district governing board and superintendent.

**S8A. Cost Analysis of District's Labor Agreements - Certificated (Non-management) Employees**

DATA ENTRY: Click the appropriate Yes or No button for "Status of Certificated Labor Agreements as of the Previous Reporting Period." There are no extractions in this section.

**Status of Certificated Labor Agreements as of the Previous Reporting Period**

Were all certificated labor negotiations settled as of first interim projections?

No

If Yes, complete number of FTEs, then skip to section S8B.

If No, continue with section S8A.

**Certificated (Non-management) Salary and Benefit Negotiations**

	Prior Year (2nd Interim) (2023-24)	Current Year (2024-25)	1st Subsequent Year (2025-26)	2nd Subsequent Year (2026-27)
Number of certificated (non-management) full-time-equivalent (FTE) positions	116.4	117.5	119.5	119.5

1a. Have any salary and benefit negotiations been settled since first interim projections?

No

If Yes, and the corresponding public disclosure documents have been filed with the COE, complete questions 2 and 3.

If Yes, and the corresponding public disclosure documents have not been filed with the COE, complete questions 2-5.

If No, complete questions 6 and 7.

1b. Are any salary and benefit negotiations still unsettled?

No

If Yes, complete questions 6 and 7.

**Negotiations Settled Since First Interim**

2a. Per Government Code Section 3547.5(a), date of public disclosure board meeting:

2b. Per Government Code Section 3547.5(b), was the collective bargaining agreement certified by the district superintendent and chief business official?

If Yes, date of Superintendent and CBO certification:

3. Per Government Code Section 3547.5(c), was a budget revision adopted to meet the costs of the collective bargaining agreement?

If Yes, date of budget revision board adoption:

n/a

4. Period covered by the agreement:

Begin Date:

End Date:

5. Salary settlement:

Current Year

1st Subsequent Year

2nd Subsequent Year

(2024-25)

(2025-26)

(2026-27)

Is the cost of salary settlement included in the interim and multiyear projections (MYPs)?

**One Year Agreement**

Total cost of salary settlement

% change in salary schedule from prior year  
or

**Multiyear Agreement**

Total cost of salary settlement

% change in salary schedule from prior year  
(may enter text, such as "Reopener")

Identify the source of funding that will be used to support multiyear salary commitments:

Millbrae Elementary  
San Mateo County

Second Interim  
General Fund  
School District Criteria and Standards Review

41 68973 0000000  
Form 01CSI  
F82H7C136B(2024-25)

Negotiations Not Settled

6. Cost of a one percent increase in salary and statutory benefits

123,743

Current Year  
(2024-25)1st Subsequent Year  
(2025-26)2nd Subsequent Year  
(2026-27)

7. Amount included for any tentative salary schedule increases

**Certificated (Non-management) Health and Welfare (H&W) Benefits**

- Are costs of H&W benefit changes included in the interim and MYPs?
- Total cost of H&W benefits
- Percent of H&W cost paid by employer
- Percent projected change in H&W cost over prior year

Current Year  
(2024-25)1st Subsequent Year  
(2025-26)2nd Subsequent Year  
(2026-27)

Yes

Yes

Yes

**Certificated (Non-management) Prior Year Settlements Negotiated Since First Interim Projections**

Are any new costs negotiated since first interim projections for prior year settlements included in the interim?

No

If Yes, amount of new costs included in the interim and MYPs

If Yes, explain the nature of the new costs:

**Certificated (Non-management) Step and Column Adjustments**

- Are step & column adjustments included in the interim and MYPs?
- Cost of step & column adjustments
- Percent change in step & column over prior year

Current Year  
(2024-25)1st Subsequent Year  
(2025-26)2nd Subsequent Year  
(2026-27)

Yes

Yes

Yes

**Certificated (Non-management) Attrition (layoffs and retirements)**

- Are savings from attrition included in the interim and MYPs?
- Are additional H&W benefits for those laid-off or retired employees included in the interim and MYPs?

Current Year  
(2024-25)1st Subsequent Year  
(2025-26)2nd Subsequent Year  
(2026-27)

No

No

No

No

No

No

**Certificated (Non-management) - Other**

List other significant contract changes that have occurred since first interim projections and the cost impact of each change (i.e., class size, hours of employment, leave of absence, bonuses, etc.):

---

---

---

---

---

---

---

---

**S8B. Cost Analysis of District's Labor Agreements - Classified (Non-management) Employees**

DATA ENTRY: Click the appropriate Yes or No button for "Status of Classified Labor Agreements as of the Previous Reporting Period." There are no extractions in this section.

**Status of Classified Labor Agreements as of the Previous Reporting Period**

Were all classified labor negotiations settled as of first interim projections?

No

If Yes, complete number of FTEs, then skip to section S8C.

If No, continue with section S8B.

**Classified (Non-management) Salary and Benefit Negotiations**

	Prior Year (2nd Interim) (2023-24)	Current Year (2024-25)	1st Subsequent Year (2025-26)	2nd Subsequent Year (2026-27)
Number of classified (non-management) FTE positions	57.0	60.6	62.6	61.6

1a. Have any salary and benefit negotiations been settled since first interim projections?

No

If Yes, and the corresponding public disclosure documents have been filed with the COE, complete questions 2 and 3.

If Yes, and the corresponding public disclosure documents have not been filed with the COE, complete questions 2-5.

If No, complete questions 6 and 7.

1b. Are any salary and benefit negotiations still unsettled?

Yes

If Yes, complete questions 6 and 7.

**Negotiations Settled Since First Interim Projections**

2a. Per Government Code Section 3547.5(a), date of public disclosure board meeting:

2b. Per Government Code Section 3547.5(b), was the collective bargaining agreement certified by the district superintendent and chief business official?

If Yes, date of Superintendent and CBO certification:

3. Per Government Code Section 3547.5(c), was a budget revision adopted to meet the costs of the collective bargaining agreement?

n/a

If Yes, date of budget revision board adoption:

4. Period covered by the agreement:

Begin Date:

End Date:

5. Salary settlement:

Current Year  
(2024-25)1st Subsequent Year  
(2025-26)2nd Subsequent Year  
(2026-27)

Is the cost of salary settlement included in the interim and multiyear projections (MYPs)?

**One Year Agreement**

Total cost of salary settlement

% change in salary schedule from prior year  
or**Multiyear Agreement**

Total cost of salary settlement

% change in salary schedule from prior year  
(may enter text, such as "Reopener")

Identify the source of funding that will be used to support multiyear salary commitments:

**Negotiations Not Settled**

6. Cost of a one percent increase in salary and statutory benefits

370,000

Current Year  
(2024-25)1st Subsequent Year  
(2025-26)2nd Subsequent Year  
(2026-27)

Millbrae Elementary  
San Mateo County

Second Interim  
General Fund  
School District Criteria and Standards Review

41 68973 0000000  
Form 01CSI  
F82H7C136B(2024-25)

7. Amount included for any tentative salary schedule increases

--	--	--

**Classified (Non-management) Health and Welfare (H&W) Benefits**Current Year  
(2024-25)1st Subsequent Year  
(2025-26)2nd Subsequent Year  
(2026-27)

1. Are costs of H&W benefit changes included in the interim and MYPs?
2. Total cost of H&W benefits
3. Percent of H&W cost paid by employer
4. Percent projected change in H&W cost over prior year


**Classified (Non-management) Prior Year Settlements Negotiated Since First Interim**

Are any new costs negotiated since first interim projections for prior year settlements included in the interim?

No

If Yes, amount of new costs included in the interim and MYPs

If Yes, explain the nature of the new costs:

--

**Classified (Non-management) Step and Column Adjustments**Current Year  
(2024-25)1st Subsequent Year  
(2025-26)2nd Subsequent Year  
(2026-27)

1. Are step & column adjustments included in the interim and MYPs?
2. Cost of step & column adjustments
3. Percent change in step & column over prior year

Yes	Yes	Yes

**Classified (Non-management) Attrition (layoffs and retirements)**Current Year  
(2024-25)1st Subsequent Year  
(2025-26)2nd Subsequent Year  
(2026-27)

1. Are savings from attrition included in the interim and MYPs?
2. Are additional H&W benefits for those laid-off or retired employees included in the interim and MYPs?

No	No	No
No	No	No

**Classified (Non-management) - Other**

List other significant contract changes that have occurred since first interim and the cost impact of each (i.e., hours of employment, leave of absence, bonuses, etc.):


**S8C. Cost Analysis of District's Labor Agreements - Management/Supervisor/Confidential Employees**

DATA ENTRY: Click the appropriate Yes or No button for "Status of Management/Supervisor/Confidential Labor Agreements as of the Previous Reporting Period." There are no extractions in this section.

**Status of Management/Supervisor/Confidential Labor Agreements as of the Previous Reporting Period**

Were all managerial/confidential labor negotiations settled as of first interim projections?

N/A

If Yes or n/a, complete number of FTEs, then skip to S9.

If No, continue with section S8C.

**Management/Supervisor/Confidential Salary and Benefit Negotiations**

	Prior Year (2nd Interim) (2023-24)	Current Year (2024-25)	1st Subsequent Year (2025-26)	2nd Subsequent Year (2026-27)
Number of management, supervisor, and confidential FTE positions	20.0	20.0	20.0	20.0

1a. Have any salary and benefit negotiations been settled since first interim projections?

If Yes, complete question 2.

If No, complete questions 3 and 4.

n/a

1b. Are any salary and benefit negotiations still unsettled?

If Yes, complete questions 3 and 4.

n/a

Negotiations Settled Since First Interim Projections

2. Salary settlement:

Current Year

1st Subsequent Year

2nd Subsequent Year

(2024-25)

(2025-26)

(2026-27)

Is the cost of salary settlement included in the interim and multiyear projections (MYPs)?

Total cost of salary settlement

Change in salary schedule from prior year  
(may enter text, such as "Reopener")

Yes	No	No

Negotiations Not Settled

3. Cost of a one percent increase in salary and statutory benefits

Current Year

1st Subsequent Year

2nd Subsequent Year

(2024-25)

(2025-26)

(2026-27)

4. Amount included for any tentative salary schedule increases

**Management/Supervisor/Confidential****Health and Welfare (H&W) Benefits**

Current Year

1st Subsequent Year

2nd Subsequent Year

(2024-25)

(2025-26)

(2026-27)

1. Are costs of H&W benefit changes included in the interim and MYPs?

2. Total cost of H&W benefits

3. Percent of H&W cost paid by employer

4. Percent projected change in H&W cost over prior year

Yes	Yes	Yes

**Management/Supervisor/Confidential****Step and Column Adjustments**

Current Year

1st Subsequent Year

2nd Subsequent Year

(2024-25)

(2025-26)

(2026-27)

1. Are step & column adjustments included in the interim and MYPs?

2. Cost of step & column adjustments

3. Percent change in step and column over prior year

Yes	Yes	Yes

**Management/Supervisor/Confidential****Other Benefits (mileage, bonuses, etc.)**

Current Year

1st Subsequent Year

2nd Subsequent Year

(2024-25)

(2025-26)

(2026-27)

1. Are costs of other benefits included in the interim and MYPs?

2. Total cost of other benefits


Millbrae Elementary  
San Mateo County

Second Interim  
General Fund  
School District Criteria and Standards Review

41 68973 0000000  
Form 01CSI  
F82H7C136B(2024-25)

3.      Percent change in cost of other benefits over prior year

--	--	--

**S9. Status of Other Funds**

Analyze the status of other funds that may have negative fund balances at the end of the current fiscal year. If any other fund has a projected negative fund balance, prepare an interim report and multiyear projection for that fund. Explain plans for how and when the negative fund balance will be addressed.

---

---

**S9A. Identification of Other Funds with Negative Ending Fund Balances**

---

---

DATA ENTRY: Click the appropriate button in Item 1. If Yes, enter data in Item 2 and provide the reports referenced in Item 1.

1. Are any funds other than the general fund projected to have a negative fund balance at the end of the current fiscal year? No  
If Yes, prepare and submit to the reviewing agency a report of revenues, expenditures, and changes in fund balance (e.g., an interim fund report) and a multiyear projection report for each fund.
  
2. If Yes, identify each fund, by name and number, that is projected to have a negative ending fund balance for the current fiscal year. Provide reasons for the negative balance(s) and explain the plan for how and when the problem(s) will be corrected.

**ADDITIONAL FISCAL INDICATORS**

The following fiscal indicators are designed to provide additional data for reviewing agencies. A "Yes" answer to any single indicator does not necessarily suggest a cause for concern, but may alert the reviewing agency to the need for additional review. DATA ENTRY: Click the appropriate Yes or No button for items A2 through A9; Item A1 is automatically completed based on data from Criterion 9.

**A1.** Do cash flow projections show that the district will end the current fiscal year with a negative cash balance in the general fund? (Data from Criterion 9B-1, Cash Balance, are used to determine Yes or No)

No

**A2.** Is the system of personnel position control independent from the payroll system?

No

**A3.** Is enrollment decreasing in both the prior and current fiscal years?

No

**A4.** Are new charter schools operating in district boundaries that impact the district's enrollment, either in the prior or current fiscal year?

No

**A5.** Has the district entered into a bargaining agreement where any of the current or subsequent fiscal years of the agreement would result in salary increases that are expected to exceed the projected state funded cost-of-living adjustment?

No

**A6.** Does the district provide uncapped (100% employer paid) health benefits for current or retired employees?

No

**A7.** Is the district's financial system independent of the county office system?

No

**A8.** Does the district have any reports that indicate fiscal distress pursuant to Education Code Section 42127.6(a)? (If Yes, provide copies to the county office of education.)

No

**A9.** Have there been personnel changes in the superintendent or chief business official positions within the last 12 months?

Yes

When providing comments for additional fiscal indicators, please include the item number applicable to each comment.

**Comments:**  
(optional)

Mary Pollett, CBO started from Jan 1, 2025

Millbrae Elementary  
San Mateo County

Second Interim  
General Fund  
School District Criteria and Standards Review

41 68973 0000000  
Form 01CSI  
F82H7C136B(2024-25)

---

---

End of School District Second Interim Criteria and Standards Review

---

---

Millbrae Elementary  
San Mateo County

Second Interim  
2024-25 Budget  
Cashflow Worksheet - Budget Year (1)

41 68973 0000000  
Form CASH  
F82H7C136B(2024-25)

Description	Object	Beginning Balances (Ref. Only)	July	August	September	October	November	December	January	February
ACTUALS THROUGH THE MONTH OF (Enter Month Name):	JUNE									
A. BEGINNING CASH			13,443,276.12	15,078,935.75	15,679,797.79	17,685,192.80	18,508,481.85	16,700,546.32	25,310,811.14	25,520,583.09
B. RECEIPTS										
LCFF/Revenue Limit Sources										
Principal Apportionment	8010-8019		3,008,612.00	3,008,612.00	3,986,632.00	3,008,612.00	0.00	978,020.00	1,203,445.00	0.00
Property Taxes	8020-8079		0.00	16,725.16	24,456.91	781,531.33	930,343.43	9,055,439.26	1,646,016.20	0.00
Miscellaneous Funds	8080-8099			0.00	7,794.39			766,264.27	0.00	0.00
Federal Revenue	8100-8299		2,196.83	1,313.00	3,383.40	26,191.63	91,249.30	37,985.57	138,910.26	0.00
Other State Revenue	8300-8599		225,277.75	208,330.00	218,040.12	216,211.95	75,492.00	134,486.46	95,738.00	422,039.30
Other Local Revenue	8600-8799		316,973.88	28,350.59	753,241.51	208,965.74	31,126.13	671,942.23	367,046.20	147,527.68
Interfund Transfers In	8900-8929									
All Other Financing Sources	8930-8979									
TOTAL RECEIPTS			3,553,060.46	3,263,330.75	4,993,548.33	4,241,512.65	1,128,210.86	11,644,137.79	3,451,155.66	569,566.98
C. DISBURSEMENTS										
Certificated Salaries	1000-1999		52,770.16	1,299,364.12	1,402,528.72	1,392,352.47	1,396,049.31	1,391,398.63	1,383,189.60	1,401,957.63
Classified Salaries	2000-2999		223,286.47	370,754.44	483,318.79	443,764.69	443,715.38	447,567.94	425,794.91	435,033.16
Employee Benefits	3000-3999		133,412.54	500,599.30	628,839.01	627,903.94	619,814.21	623,182.56	625,318.08	689,947.51
Books and Supplies	4000-4999		3,291.62	112,707.83	153,409.40	89,347.21	23,593.57	129,725.53	314,924.77	34,037.34
Services	5000-5999		778,608.58	267,227.53	480,113.60	574,284.76	445,158.57	446,134.32	541,589.88	488,843.38
Capital Outlay	6000-6999					0.00	17,685.26	0.00		
Other Outgo	7000-7499				0.00	0.00	(31,089.80)	0.00	0.00	(46,962.00)
Interfund Transfers Out	7600-7629									

Millbrae Elementary  
San Mateo County

Second Interim  
2024-25 Budget  
Cashflow Worksheet - Budget Year (1)

41 68973 0000000  
Form CASH  
F82H7C136B(2024-25)

Description	Object	Beginning Balances (Ref. Only)	July	August	September	October	November	December	January	February
All Other Financing Uses	7630-7699									
TOTAL DISBURSEMENTS			1,191,369.37	2,550,653.22	3,148,209.52	3,127,653.07	2,914,926.50	3,038,008.98	3,290,817.24	3,002,857.02
D. BALANCE SHEET ITEMS										
<u>Assets and Deferred Outflows</u>										
Cash Not In Treasury	9111-9199	20.00								
Accounts Receivable	9200-9299	1,087,483.55	188,405.60	278,874.17	131,241.39	40,419.56	25,237.00	3,383.40	0.00	0.00
Due From Other Funds	9310	38,390.00	0.00	0.00	0.00	38,390.00				
Stores	9320									
Prepaid Expenditures	9330									
Other Current Assets	9340									
Lease Receivable	9380	602,263.00								
Deferred Outflows of Resources	9490	0.00								
SUBTOTAL		1,728,156.55	188,405.60	278,874.17	131,241.39	78,809.56	25,237.00	3,383.40	0.00	0.00
<u>Liabilities and Deferred Inflows</u>										
Accounts Payable	9500-9599	1,017,458.85	603,223.73	390,689.66	(28,814.81)	4,623.24	46,456.89	(752.61)	(49,433.53)	(209,600.40)
Due To Other Funds	9610	364,756.85	0.00	0.00	0.00	364,756.85				
Current Loans	9640									
Unearned Revenues	9650	311,213.33	311,213.33	0.00	0.00					
Deferred Inflows of Resources	9690	592,309.00								
SUBTOTAL		2,285,738.03	914,437.06	390,689.66	(28,814.81)	369,380.09	46,456.89	(752.61)	(49,433.53)	(209,600.40)
<u>Nonoperating</u>										
Suspense Clearing	9910	(9,954.00)								
TOTAL BALANCE SHEET ITEMS		(567,535.48)	(726,031.46)	(111,815.49)	160,056.20	(290,570.53)	(21,219.89)	4,136.01	49,433.53	209,600.40
E. NET INCREASE/DECREASE (B - C + D)			1,635,659.63	600,862.04	2,005,395.01	823,289.05	(1,807,935.53)	8,610,264.82	209,771.95	(2,223,689.64)
F. ENDING CASH (A + E)			15,078,935.75	15,679,797.79	17,685,192.80	18,508,481.85	16,700,546.32	25,310,811.14	25,520,583.09	23,296,893.45
G. ENDING CASH, PLUS CASH ACCRUALS AND ADJUSTMENTS										

Millbrae Elementary  
San Mateo County

Second Interim  
2024-25 Budget  
Cashflow Worksheet - Budget Year (1)

41 68973 0000000  
Form CASH  
F82H7C136B(2024-25)

Description	Object	March	April	May	June	Accruals	Adjustments	TOTAL	BUDGET
ACTUALS THROUGH THE MONTH OF (Enter Month Name):	JUNE								
A. BEGINNING CASH		23,296,893.45	23,029,213.73	31,050,694.39	30,733,209.81				
B. RECEIPTS									
LCFF/Revenue Limit Sources									
Principal Apportionment	8010-8019	913,097.72	1,185,077.99	1,185,077.99	1,490,000.00	3,254,261.30		23,221,448.00	23,221,448.00
Property Taxes	8020-8079	1,126,058.08	9,055,439.26	456,343.85	(23,092,353.48)		0.00	0.00	0.00
Miscellaneous Funds	8080-8099	0.00	16,253.27	782,517.54	166,098.40			1,738,927.87	1,738,927.87
Federal Revenue	8100-8299	81,723.47	99,277.85	4,951.97	76,908.53	189,843.91		753,935.72	753,935.72
Other State Revenue	8300-8599	384,638.53	364,496.80	369,863.00	446,151.23	528,631.87		3,689,397.01	3,689,397.01
Other Local Revenue	8600-8799	306,996.10	400,601.65	103,402.12	525,375.31	0.00		3,861,549.14	3,861,549.14
Interfund Transfers In	8900-8929				370,391.00			370,391.00	370,391.00
All Other Financing Sources	8930-8979							0.00	0.00
TOTAL RECEIPTS		2,812,513.90	11,121,146.82	2,902,156.47	(20,017,429.01)	3,972,737.08	0.00	33,635,648.74	33,635,648.74
C. DISBURSEMENTS									
Certificated Salaries	1000-1999	1,393,055.01	1,342,006.54	1,379,777.04	351,320.72	0.00		14,185,769.95	14,185,769.95
Classified Salaries	2000-2999	416,913.89	453,939.06	437,946.02	339,473.09	0.00		4,921,507.84	4,921,507.84
Employee Benefits	3000-3999	668,812.26	672,728.49	658,589.10	1,564,486.91	0.00		8,013,633.91	8,013,633.91
Books and Supplies	4000-4999	37,481.12	59,929.45	95,095.69	59,362.16	0.00		1,112,905.69	1,112,905.69
Services	5000-5999	539,930.23	561,172.62	561,658.89	320,559.07	337,762.92		6,343,044.35	6,343,044.35
Capital Outlay	6000-6999			85,157.97	12,107.00	0.00		114,950.23	114,950.23
Other Outgo	7000-7499	24,001.11	9,890.00	1,416.34	76,336.80			33,592.45	33,592.45
Interfund Transfers Out	7600-7629							0.00	0.00
All Other Financing Uses	7630-7699							0.00	0.00

Millbrae Elementary  
San Mateo County

Second Interim  
2024-25 Budget  
Cashflow Worksheet - Budget Year (1)

41 68973 0000000  
Form CASH  
F82H7C136B(2024-25)

Description	Object	March	April	May	June	Accruals	Adjustments	TOTAL	BUDGET
TOTAL DISBURSEMENTS		3,080,193.62	3,099,666.16	3,219,641.05	2,723,645.75	337,762.92	0.00	34,725,404.42	34,725,404.42
D. BALANCE SHEET ITEMS									
<u>Assets and Deferred Outflows</u>									
Cash Not In Treasury	9111-9199					20.00		20.00	
Accounts Receivable	9200-9299	0.00	0.00	0.00	0.00	623,892.79		1,291,453.91	
Due From Other Funds	9310				249,164.75			287,554.75	
Stores	9320							0.00	
Prepaid Expenditures	9330							0.00	
Other Current Assets	9340							0.00	
Lease Receivable	9380					0.00		0.00	
Deferred Outflows of Resources	9490							0.00	
SUBTOTAL		0.00	0.00	0.00	249,164.75	623,912.79	0.00	1,579,028.66	
<u>Liabilities and Deferred Inflows</u>									
Accounts Payable	9500-9599	0.00	0.00	0.00	50,264.00	525,155.68		1,331,811.85	
Due To Other Funds	9610							364,756.85	
Current Loans	9640							0.00	
Unearned Revenues	9650				(311,213.33)	449,995.44		449,995.44	
Deferred Inflows of Resources	9690					0.00	0.00	0.00	
SUBTOTAL		0.00	0.00	0.00	(260,949.33)	975,151.12	0.00	2,146,564.14	
<u>Nonoperating</u>									
Suspense Clearing	9910							0.00	
TOTAL BALANCE SHEET ITEMS		0.00	0.00	0.00	510,114.08	(351,238.33)	0.00	(567,535.48)	
E. NET INCREASE/DECREASE (B - C + D)		(267,679.72)	8,021,480.66	(317,484.58)	(22,230,960.68)	3,283,735.83	0.00	(1,657,291.16)	(1,089,755.68)
F. ENDING CASH (A + E)		23,029,213.73	31,050,694.39	30,733,209.81	8,502,249.13				
G. ENDING CASH, PLUS CASH ACCRUALS AND ADJUSTMENTS								11,785,984.96	

Millbrae Elementary  
San Mateo County

Second Interim  
2024-25 Budget  
Cashflow Worksheet - Budget Year (2)

41 68973 0000000  
Form CASH  
F82H7C136B(2024-25)

Description	Object	Beginning Balances (Ref. Only)	July	August	September	October	November	December	January	February
ACTUALS THROUGH THE MONTH OF (Enter Month Name):	JUNE									
A. BEGINNING CASH			8,502,249.13	11,519,053.05	13,807,475.83	14,703,956.97	16,959,316.52	13,358,156.73	10,982,547.90	12,163,969.52
B. RECEIPTS										
LCFF/Revenue Limit Sources										
Principal Apportionment	8010-8019		3,218,622.00	3,218,622.00	3,218,622.00	3,218,622.00	0.00	667,979.71	1,643,112.89	1,748,861.28
Property Taxes	8020-8079		(1,980.65)	90,675.34	119,587.09	720,884.25	(931,128.68)	(243,294.31)	1,485,192.29	(1,241,897.98)
Miscellaneous Funds	8080-8099								763,547.42	
Federal Revenue	8100-8299				10,646.93			72,048.00	212,380.63	26,094.15
Other State Revenue	8300-8599		250,281.76	105,114.97	52,805.87	455,020.70	275,099.90	106,343.55	(16,871.89)	653,945.28
Other Local Revenue	8600-8799		59,911.16	79,690.96	465,483.26	927,369.84	56,881.25	42,126.53	133,443.56	45,216.05
Interfund Transfers In	8900-8929									
All Other Financing Sources	8930-8979									
TOTAL RECEIPTS			3,526,834.27	3,494,103.27	3,867,145.15	5,321,896.79	(599,147.53)	645,203.48	4,220,804.90	1,232,218.78
C. DISBURSEMENTS										
Certificated Salaries	1000-1999		53,393.41	245,629.76	1,352,064.97	1,381,022.06	1,375,652.55	1,445,976.86	1,371,562.04	1,379,784.79
Classified Salaries	2000-2999		219,611.83	295,863.92	542,112.60	446,308.48	445,699.36	449,724.06	495,842.85	459,842.41
Employee Benefits	3000-3999		442,800.45	462,074.54	670,355.33	670,901.67	670,753.43	680,546.25	679,829.30	643,503.98
Books and Supplies	4000-4999		992.17	111,921.46	160,564.25	34,782.56	43,925.69	44,819.97	41,009.50	23,646.41
Services	5000-5999		799,618.63	406,430.42	437,787.78	493,214.05	445,076.15	352,550.52	470,859.73	432,584.64
Capital Outlay	6000-6999				4,309.75	20,350.00		25,800.00		
Other Outgo	7000-7499		3,825.86	84,160.39	(76,508.67)	17,372.42	5,043.08	5,101.65	3,825.86	3,910.05
Interfund Transfers Out	7600-7629									

Millbrae Elementary  
San Mateo County

Second Interim  
2024-25 Budget  
Cashflow Worksheet - Budget Year (2)

41 68973 0000000  
Form CASH  
F82H7C136B(2024-25)

Description	Object	Beginning Balances (Ref. Only)	July	August	September	October	November	December	January	February
All Other Financing Uses	7630-7699									
TOTAL DISBURSEMENTS			1,520,242.35	1,606,080.49	3,090,686.01	3,063,951.24	2,986,150.26	3,004,519.31	3,062,929.28	2,943,272.28
D. BALANCE SHEET ITEMS										
<u>Assets and Deferred Outflows</u>										
Cash Not In Treasury	9111-9199	20.00								
Accounts Receivable	9200-9299	1,342,368.57	1,512,568.00	585,762.00	145,826.00	0.00	0.00	10,586.00	23,546.00	89,523.00
Due From Other Funds	9310	3,254,261.30								
Stores	9320									
Prepaid Expenditures	9330									
Other Current Assets	9340									
Lease Receivable	9380	0.00								
Deferred Outflows of Resources	9490									
SUBTOTAL		4,596,649.87	1,512,568.00	585,762.00	145,826.00	0.00	0.00	10,586.00	23,546.00	89,523.00
<u>Liabilities and Deferred Inflows</u>										
Accounts Payable	9500-9599	862,918.60	502,356.00	185,362.00	25,804.00	2,586.00	15,862.00	26,879.00	0.00	0.00
Due To Other Funds	9610									
Current Loans	9640									
Unearned Revenues	9650	449,995.44	0.00	0.00	0.00	0.00	0.00			
Deferred Inflows of Resources	9690	0.00								
SUBTOTAL		1,312,914.04	502,356.00	185,362.00	25,804.00	2,586.00	15,862.00	26,879.00	0.00	0.00
<u>Nonoperating</u>										
Suspense Clearing	9910	0.00								
TOTAL BALANCE SHEET ITEMS		3,283,735.83	1,010,212.00	400,400.00	120,022.00	(2,586.00)	(15,862.00)	(16,293.00)	23,546.00	89,523.00
E. NET INCREASE/DECREASE (B - C + D)			3,016,803.92	2,288,422.78	896,481.14	2,255,359.55	(3,601,159.79)	(2,375,608.83)	1,181,421.62	(1,621,530.50)
F. ENDING CASH (A + E)			11,519,053.05	13,807,475.83	14,703,956.97	16,959,316.52	13,358,156.73	10,982,547.90	12,163,969.52	10,542,439.02
G. ENDING CASH, PLUS CASH ACCRUALS AND ADJUSTMENTS										

Millbrae Elementary  
San Mateo County

Second Interim  
2024-25 Budget  
Cashflow Worksheet - Budget Year (2)

41 68973 0000000  
Form CASH  
F82H7C136B(2024-25)

Description	Object	March	April	May	June	Accruals	Adjustments	TOTAL	BUDGET
ACTUALS THROUGH THE MONTH OF (Enter Month Name):	JUNE								
A. BEGINNING CASH		10,542,439.02	9,629,104.32	8,730,037.64	8,275,590.46				
B. RECEIPTS									
LCFF/Revenue Limit Sources									
Principal Apportionment	8010-8019	1,748,861.28	1,748,861.28	1,748,861.28	1,734,090.28			23,915,116.00	23,915,116.00
Property Taxes	8020-8079		243,737.64	(243,737.64)	1,962.65			0.00	0.00
Miscellaneous Funds	8080-8099			763,547.42	262,609.72	0.00		1,789,704.56	1,789,704.56
Federal Revenue	8100-8299	74,153.01	106,190.31	4,185.09	81,806.71	171,081.13		758,585.96	758,585.96
Other State Revenue	8300-8599	300,343.30	457,188.15	351,921.07	381,457.11	316,894.59		3,689,544.36	3,689,544.36
Other Local Revenue	8600-8799	129,656.19	214,990.67	282,864.84	263,929.32	376,146.33		3,077,709.96	3,077,709.96
Interfund Transfers In	8900-8929				370,391.00	0.00		370,391.00	370,391.00
All Other Financing Sources	8930-8979							0.00	
TOTAL RECEIPTS		2,253,013.78	2,770,968.05	2,907,642.06	3,096,246.79	864,122.05	0.00	33,601,051.84	33,601,051.84
C. DISBURSEMENTS									
Certificated Salaries	1000-1999	1,392,255.08	1,971,501.44	1,485,758.40	1,142,651.99			14,597,253.35	14,597,253.35
Classified Salaries	2000-2999	467,993.27	511,825.55	476,714.57	291,947.10			5,103,486.00	5,103,486.00
Employee Benefits	3000-3999	650,443.68	684,868.06	640,413.02	1,402,289.03			8,298,778.74	8,298,778.74
Books and Supplies	4000-4999	126,299.96	43,107.95	181,322.45	175,225.55	135,627.02		1,123,244.94	1,123,244.94
Services	5000-5999	649,608.52	454,357.96	493,304.56	597,653.68	0.00		6,033,046.64	6,033,046.64
Capital Outlay	6000-6999			44,483.24	20,823.42			115,766.41	115,766.41
Other Outgo	7000-7499	5,431.97	4,373.77	40,093.00	31,473.62			128,103.00	128,103.00
Interfund Transfers Out	7600-7629				(92,790.35)	0.00		(92,790.35)	(92,790.35)
All Other Financing Uses	7630-7699							0.00	

Millbrae Elementary  
San Mateo County

Second Interim  
2024-25 Budget  
Cashflow Worksheet - Budget Year (2)

41 68973 0000000  
Form CASH  
F82H7C136B(2024-25)

Description	Object	March	April	May	June	Accruals	Adjustments	TOTAL	BUDGET
TOTAL DISBURSEMENTS		3,292,032.48	3,670,034.73	3,362,089.24	3,569,274.04	135,627.02	0.00	35,306,888.73	35,306,888.73
D. BALANCE SHEET ITEMS									
<u>Assets and Deferred Outflows</u>									
Cash Not In Treasury	9111-9199							0.00	
Accounts Receivable	9200-9299	125,684.00	0.00	0.00	758,725.00	640,088.84		3,892,308.84	
Due From Other Funds	9310				404,676.63			404,676.63	
Stores	9320							0.00	
Prepaid Expenditures	9330							0.00	
Other Current Assets	9340							0.00	
Lease Receivable	9380				0.00			0.00	
Deferred Outflows of Resources	9490							0.00	
SUBTOTAL		125,684.00	0.00	0.00	1,163,401.63	640,088.84	0.00	4,296,985.47	
<u>Liabilities and Deferred Inflows</u>									
Accounts Payable	9500-9599	0.00	0.00	0.00	71,083.60	125,627.02		955,559.62	
Due To Other Funds	9610							0.00	
Current Loans	9640							0.00	
Unearned Revenues	9650				57,690.00			57,690.00	
Deferred Inflows of Resources	9690				0.00			0.00	
SUBTOTAL		0.00	0.00	0.00	128,773.60	125,627.02	0.00	1,013,249.62	
<u>Nonoperating</u>									
Suspense Clearing	9910							0.00	
TOTAL BALANCE SHEET ITEMS		125,684.00	0.00	0.00	1,034,628.03	514,461.82	0.00	3,283,735.85	
E. NET INCREASE/DECREASE (B - C + D)		(913,334.70)	(899,066.68)	(454,447.18)	561,600.78	1,242,956.85	0.00	1,577,898.96	(1,705,836.89)
F. ENDING CASH (A + E)		9,629,104.32	8,730,037.64	8,275,590.46	8,837,191.24				
G. ENDING CASH, PLUS CASH ACCRUALS AND ADJUSTMENTS								10,080,148.09	

**SACS Web System - SACS V11**

3/12/2025 10:17:25 PM

41-68973-0000000

Second Interim  
 Projected Totals 2024-25  
**Technical Review Checks**

Phase - All  
 Display - All Technical Checks

**Millbrae Elementary****San Mateo County**

Following is a chart of the various types of technical review checks and related requirements:

**F** - Fatal (Data must be corrected; an explanation is not allowed)

**W/WC** - Warning/Warning with Calculation (If data are not correct, correct the data; if data are correct an explanation is required)

**O** - Informational (If data are not correct, correct the data; if data are correct an explanation is optional, but encouraged)

**IMPORT CHECKS**

**CHECKFUNCTION** - (**Fatal**) - All FUNCTION codes must be valid. **Passed**

**CHECKFUND** - (**Fatal**) - All FUND codes must be valid. **Passed**

**CHECKGOAL** - (**Fatal**) - All GOAL codes must be valid. **Passed**

**CHECKOBJECT** - (**Fatal**) - All OBJECT codes must be valid. **Passed**

**CHECKRESOURCE** - (**Warning**) - All RESOURCE codes must be valid. **Passed**

**CHK-FDXRS7690xOB8590** - (**Fatal**) - Funds 19, 57, 63, 66, 67, and 73 with Object 8590, All Other State Revenue, must be used in combination with Resource 7690, STRS-On Behalf Pension Contributions. **Passed**

**CHK-FUNCTIONxOBJECT** - (**Fatal**) - All FUNCTION and OBJECT account code combinations must be valid. **Passed**

**CHK-FUNDxFUNCTION-A** - (**Warning**) - All FUND (funds 01 through 12, 19, 57, 62, and 73) and FUNCTION account code combinations should be valid. **Passed**

**CHK-FUNDxFUNCTION-B** - (**Fatal**) - All FUND (all funds except for 01 through 12, 19, 57, 62, and 73) and FUNCTION account code combinations must be valid. **Passed**

**CHK-FUNDxGOAL** - (**Warning**) - All FUND and GOAL account code combinations should be valid. **Passed**

**CHK-FUNDxOBJECT** - (**Fatal**) - All FUND and OBJECT account code combinations must be valid. **Passed**

SACS Web System - SACS V11

41-68973-0000000 - Millbrae Elementary - Second Interim - Projected Totals 2024-25

3/12/2025 10:17:25 PM

**CHK-FUNDxRESOURCE - (Warning)** - The following combinations for FUND and RESOURCE are invalid. Data should be corrected or narrative must be provided explaining why the exception(s) should be considered appropriate.

**Exception**

ACCOUNT FD - RS - PY - GO - FN - OB	FUND	RESOURCE	VALUE
20-9010-0-0000-0000-9740	20	9010	\$1,927,565.92
Explanation: Approved by SAB waiver on sale of surplus property and is restricted in use as approved by waiver.			
20-9010-0-0000-0000-9791	20	9010	\$1,927,565.92
Explanation: Approved by SAB waiver on sale of surplus property and is restricted in use as approved by waiver.			
20-9010-0-0000-0000-979Z	20	9010	\$1,927,565.92
Explanation: Approved by SAB waiver on sale of surplus property and is restricted in use as approved by waiver.			

**CHK-GOALxFUNCTION-A - (Fatal)** - Goal and Function account code combinations (all goals with expenditure objects 1000-7999 in functions 1000-1999 and 4000-5999) must be valid. NOTE: Functions not included in the GOALxFUNCTION table (0000, 2000-3999, 6000-6999, 7100-7199, 7210, 8000-8999) are not checked and will pass the TRC.

**Passed**

**CHK-GOALxFUNCTION-B - (Fatal)** - General administration costs (functions 7200-7999, except 7210) must be direct-charged to an Undistributed, Nonagency, or County Services to Districts goal (Goal 0000, 7100-7199, or 8600-8699).

**Passed**

**CHK-RES6500XOBJ8091 - (Fatal)** - There is no activity in Resource 6500 (Special Education) with Object 8091 (LCFF Transfers-Current Year) or 8099 (LCFF/Revenue Limit Transfers-Prior Years).

**Passed**

**CHK-RESOURCExOBJECTA - (Warning)** - All RESOURCE and OBJECT (objects 8000 through 9999, except for 9791, 9793, and 9795) account code combinations should be valid.

**Passed**

**CHK-RESOURCExOBJECTB - (Informational)** - All RESOURCE and OBJECT(objects 9791, 9793, and 9795) account code combinations should be valid.

**Passed**

**CHK-RS-LOCAL-DEFINED - (Fatal)** - All locally defined resource codes must roll up to a CDE defined resource code.

**Passed**

**SPECIAL-ED-GOAL - (Fatal)** - Special Education revenue and expenditure transactions (resources 3300-3405, and 6500-6540, objects 1000-8999) must be coded to a Special Education 5000 goal or to Goal 7110, Nonagency-Educational. This technical review check excludes Early Intervening Services resources 3307, 3309, 3312, 3318, and 3332.

**Passed**

## **GENERAL LEDGER CHECKS**

**CEFB-POSITIVE - (Fatal)** - Components of Ending Fund Balance/Net Position (objects 9700-9789, 9796, and 9797) must be positive individually by resource, by fund.

**Passed**

**CONTRIB-RESTR-REV - (Fatal)** - Contributions from Restricted Revenues (Object 8990) must net to zero by fund.

**Passed**

**CONTRIB-UNREST-REV - (Fatal)** - Contributions from Unrestricted Revenues (Object 8980) must net to zero by fund.

**Passed**

**EFB-POSITIVE - (Warning)** - All ending fund balances (Object 979Z) should be positive by resource, by fund.

**Passed**

**EPA-CONTRIB - (Fatal)** - There should be no contributions (objects 8980-8999) to the Education Protection Account (Resource 1400).

**Passed**

SACS Web System - SACS V11

41-68973-0000000 - Millbrae Elementary - Second Interim - Projected Totals 2024-25

3/12/2025 10:17:25 PM

<b>EXCESS-ASSIGN-REU - (Fatal)</b> - Amounts reported in Other Assignments (Object 9780) and/or Reserve for Economic Uncertainties (REU) (Object 9789) should not create a negative amount in Unassigned/Unappropriated (Object 9790) by fund and resource (for all funds except funds 61 through 95).	<b><u>Passed</u></b>
<b>EXP-POSITIVE - (Warning)</b> - Expenditure amounts (objects 1000-7999) should be positive by function, resource, and fund.	<b><u>Passed</u></b>
<b>INTERFD-DIR-COST - (Warning)</b> - Transfers of Direct Costs - Interfund (Object 5750) must net to zero for all funds.	<b><u>Passed</u></b>
<b>INTERFD-IN-OUT - (Warning)</b> - Interfund Transfers In (objects 8910-8929) must equal Interfund Transfers Out (objects 7610-7629).	<b><u>Passed</u></b>
<b>INTERFD-INDIRECT - (Warning)</b> - Transfers of Indirect Costs - Interfund (Object 7350) must net to zero for all funds.	<b><u>Passed</u></b>
<b>INTERFD-INDIRECT-FN - (Warning)</b> - Transfers of Indirect Costs - Interfund (Object 7350) must net to zero by function.	<b><u>Passed</u></b>
<b>INTRA-FD-DIR-COST - (Fatal)</b> - Transfers of Direct Costs (Object 5710) must net to zero by fund.	<b><u>Passed</u></b>
<b>INTRA-FD-INDIRECT - (Fatal)</b> - Transfers of Indirect Costs (Object 7310) must net to zero by fund.	<b><u>Passed</u></b>
<b>INTRA-FD-INDIRECT-FN - (Fatal)</b> - Transfers of Indirect Costs (Object 7310) must net to zero by function.	<b><u>Passed</u></b>
<b>LCFF-TRANSFER - (Warning)</b> - LCFF Transfers (objects 8091 and 8099) must net to zero, individually.	<b><u>Passed</u></b>
<b>LOTTERY-CONTRIB - (Fatal)</b> - There should be no contributions (objects 8980-8999) to the lottery (resources 1100 and 6300) or from the Lottery: Instructional Materials (Resource 6300).	<b><u>Passed</u></b>
<b>OBJ-POSITIVE - (Warning)</b> - All applicable objects should have a positive balance by resource, by fund.	<b><u>Passed</u></b>
<b>PASS-THRU-REV=EXP - (Warning)</b> - Pass-through revenues from all sources (objects 8287, 8587, and 8697) should equal transfers of pass-through revenues to other agencies (objects 7211 through 7213, plus 7299 for Resource 3327), by fund and resource.	<b><u>Passed</u></b>
<b>REV-POSITIVE - (Warning)</b> - Revenue amounts exclusive of contributions (objects 8000-8979) should be positive by resource, by fund.	<b><u>Passed</u></b>
<b>RS-NET-POSITION-ZERO - (Fatal)</b> - Restricted Net Position (Object 9797), in unrestricted resources, must be zero, by resource, in funds 61 through 95.	<b><u>Passed</u></b>
<b>SE-PASS-THRU-REVENUE - (Warning)</b> - Transfers of special education pass-through revenues are not reported in the general fund for the Administrative Unit of a Special Education Local Plan Area.	<b><u>Passed</u></b>
<b>UNASSIGNED-NEGATIVE - (Fatal)</b> - Unassigned/Unappropriated balance (Object 9790) must be zero or negative, by resource, in all funds except the general fund and funds 61 through 95.	<b><u>Passed</u></b>
<b>UNR-NET-POSITION-NEG - (Fatal)</b> - Unrestricted Net Position (Object 9790), in restricted resources, must be zero or negative, by resource, in funds 61 through 95.	<b><u>Passed</u></b>

## **SUPPLEMENTAL CHECKS**

SACS Web System - SACS V11

41-68973-0000000 - Millbrae Elementary - Second Interim - Projected Totals 2024-25

3/12/2025 10:17:25 PM

**CS-EXPLANATIONS - (Fatal)** - Explanations must be provided in the Criteria and Standards Review (Form 01CSI) for all criteria and for supplemental information items S1 through S6, and S9 if applicable, where the standard has not been met or where the status is Not Met or Yes.

**Passed**

**CS-YES-NO - (Fatal)** - Supplemental information items and additional fiscal indicator items in the Criteria and Standards Review (Form 01CSI) must be answered Yes or No, where applicable, for the form to be complete.

**Passed**

## **EXPORT VALIDATION CHECKS**

**ADA-PROVIDE - (Fatal)** - Average Daily Attendance data (Form AI) must be provided.

**Passed**

**CASHFLOW-PROVIDE - (Warning)** - A Cashflow Worksheet (Form CASH) must be provided with your Budget Interim reports. (Note: LEAs may use a cashflow worksheet other than Form CASH, as long as it provides a monthly cashflow projected through the end of the fiscal year.)

**Passed**

**CHK-DEPENDENCY - (Fatal)** - If data has changed that affect other forms, the affected forms must be opened and saved.

**Passed**

**CHK-EXTRACTED-DATA-SOURCE - (Warning)** - All forms that extract data from a prior reporting period use the same source extraction submission

**Passed**

**CHK-UNBALANCED-A - (Warning)** - Unbalanced and/or incomplete data in any of the forms should be corrected before an official export is completed.

**Passed**

**CHK-UNBALANCED-B - (Fatal)** - Unbalanced and/or incomplete data in any of the forms must be corrected before an official export is completed.

**Passed**

**CS-PROVIDE - (Fatal)** - The Criteria and Standards Review (Form 01CSI) has been provided.

**Passed**

**FORM01-PROVIDE - (Fatal)** - Form 01 (Form 01I) must be opened and saved.

**Passed**

**INTERIM-CERT-PROVIDE - (Fatal)** - Interim Certification (Form CI) must be provided.

**Passed**

**MYP-PROVIDE - (Warning)** - A Multiyear Projection Worksheet must be provided with your Interim. (Note: LEAs may use a multiyear projection worksheet other than Form MYP, with approval of their reviewing agency, as long as it provides current year and at least two subsequent fiscal years, and separately projects unrestricted resources, restricted resources, and combined total resources.)

**Passed**

**MYPIO-PROVIDE - (Warning)** - A multiyear projection worksheet must be provided with your interim report for any fund projecting a negative balance at the end of the current fiscal year. (Note: LEAs may use a multiyear projection worksheet other than Form MYPIO, with approval of their reviewing agency.)

**Passed**

**VERSION-CHECK - (Warning)** - All versions are current.

**Passed**

**SACS Web System - SACS V11**

3/12/2025 10:22:32 PM

41-68973-0000000

Second Interim  
Original Budget 2024-25  
**Technical Review Checks**

Phase - All  
Display - All Technical Checks

**Millbrae Elementary****San Mateo County**

Following is a chart of the various types of technical review checks and related requirements:

**F** - Fatal (Data must be corrected; an explanation is not allowed)

**W/WC** - Warning/Warning with Calculation (If data are not correct, correct the data; if data are correct an explanation is required)

**O** - Informational (If data are not correct, correct the data; if data are correct an explanation is optional, but encouraged)

**IMPORT CHECKS**

**CHECKFUNCTION** - (**Fatal**) - All FUNCTION codes must be valid. **Passed**

**CHECKFUND** - (**Fatal**) - All FUND codes must be valid. **Passed**

**CHECKGOAL** - (**Fatal**) - All GOAL codes must be valid. **Passed**

**CHECKOBJECT** - (**Fatal**) - All OBJECT codes must be valid. **Passed**

**CHECKRESOURCE** - (**Warning**) - All RESOURCE codes must be valid. **Passed**

**CHK-FDXRS7690xOB8590** - (**Fatal**) - Funds 19, 57, 63, 66, 67, and 73 with Object 8590, All Other State Revenue, must be used in combination with Resource 7690, STRS-On Behalf Pension Contributions. **Passed**

**CHK-FUNCTIONxOBJECT** - (**Fatal**) - All FUNCTION and OBJECT account code combinations must be valid. **Passed**

**CHK-FUNDxFUNCTION-A** - (**Warning**) - All FUND (funds 01 through 12, 19, 57, 62, and 73) and FUNCTION account code combinations should be valid. **Passed**

**CHK-FUNDxFUNCTION-B** - (**Fatal**) - All FUND (all funds except for 01 through 12, 19, 57, 62, and 73) and FUNCTION account code combinations must be valid. **Passed**

**CHK-FUNDxGOAL** - (**Warning**) - All FUND and GOAL account code combinations should be valid. **Passed**

**CHK-FUNDxOBJECT** - (**Fatal**) - All FUND and OBJECT account code combinations must be valid. **Passed**

**CHK-FUNDxRESOURCE - (Warning)** - The following combinations for FUND and RESOURCE are invalid. Data should be corrected or narrative must be provided explaining why the exception(s) should be considered appropriate.

**Exception**

ACCOUNT FD - RS - PY - GO - FN - OB	FUND	RESOURCE	VALUE
20-9010-0-0000-0000-9740	20	9010	\$1,927,565.92
Explanation: Approved by SAB waiver on sale of surplus property and is restricted in use as approved by waiver.			
20-9010-0-0000-0000-9791	20	9010	\$1,927,565.92
Explanation: Approved by SAB waiver on sale of surplus property and is restricted in use as approved by waiver.			
20-9010-0-0000-0000-979Z	20	9010	\$1,927,565.92
Explanation: Approved by SAB waiver on sale of surplus property and is restricted in use as approved by waiver.			

**CHK-GOALxFUNCTION-A - (Fatal)** - Goal and Function account code combinations (all goals with expenditure objects 1000-7999 in functions 1000-1999 and 4000-5999) must be valid. NOTE: Functions not included in the GOALxFUNCTION table (0000, 2000-3999, 6000-6999, 7100-7199, 7210, 8000-8999) are not checked and will pass the TRC.

**Passed**

**CHK-GOALxFUNCTION-B - (Fatal)** - General administration costs (functions 7200-7999, except 7210) must be direct-charged to an Undistributed, Nonagency, or County Services to Districts goal (Goal 0000, 7100-7199, or 8600-8699).

**Passed**

**CHK-RES6500XOBJ8091 - (Fatal)** - There is no activity in Resource 6500 (Special Education) with Object 8091 (LCFF Transfers-Current Year) or 8099 (LCFF/Revenue Limit Transfers-Prior Years).

**Passed**

**CHK-RESOURCExOBJECTA - (Warning)** - All RESOURCE and OBJECT (objects 8000 through 9999, except for 9791, 9793, and 9795) account code combinations should be valid.

**Passed**

**CHK-RESOURCExOBJECTB - (Informational)** - All RESOURCE and OBJECT(objects 9791, 9793, and 9795) account code combinations should be valid.

**Passed**

**CHK-RS-LOCAL-DEFINED - (Fatal)** - All locally defined resource codes must roll up to a CDE defined resource code.

**Passed**

**SPECIAL-ED-GOAL - (Fatal)** - Special Education revenue and expenditure transactions (resources 3300-3405, and 6500-6540, objects 1000-8999) must be coded to a Special Education 5000 goal or to Goal 7110, Nonagency-Educational. This technical review check excludes Early Intervening Services resources 3307, 3309, 3312, 3318, and 3332.

**Passed**

## **GENERAL LEDGER CHECKS**

**CEFB-POSITIVE - (Fatal)** - Components of Ending Fund Balance/Net Position (objects 9700-9789, 9796, and 9797) must be positive individually by resource, by fund.

**Passed**

**CONTRIB-RESTR-REV - (Fatal)** - Contributions from Restricted Revenues (Object 8990) must net to zero by fund.

**Passed**

**CONTRIB-UNREST-REV - (Fatal)** - Contributions from Unrestricted Revenues (Object 8980) must net to zero by fund.

**Passed**

SACS Web System - SACS V11

41-68973-0000000 - Millbrae Elementary - Second Interim - Original Budget 2024-25

3/12/2025 10:22:32 PM

**EFB-POSITIVE - (Warning)** - Ending balance (Object 979Z) is negative for the following resources. Please explain the cause of the negative balances and your plan to resolve them.

**Exception**

<b>FUND</b>	<b>RESOURCE</b>	<b>NEG. EFB</b>
01	6266	(\$10,646.87)
Explanation: The expenses exceeding the available funds in the adopted budget was corrected.		
Total of negative resource balances for Fund 01		(\$10,646.87)

**EPA-CONTRIB - (Fatal)** - There should be no contributions (objects 8980-8999) to the Education Protection Account (Resource 1400).

**Passed**

**EXCESS-ASSIGN-REU - (Fatal)** - Amounts reported in Other Assignments (Object 9780) and/or Reserve for Economic Uncertainties (REU) (Object 9789) should not create a negative amount in Unassigned/Unappropriated (Object 9790) by fund and resource (for all funds except funds 61 through 95).

**Passed**

**EXP-POSITIVE - (Warning)** - Expenditure amounts (objects 1000-7999) should be positive by function, resource, and fund.

**Passed**

**INTERFD-DIR-COST - (Warning)** - Transfers of Direct Costs - Interfund (Object 5750) must net to zero for all funds.

**Passed**

**INTERFD-IN-OUT - (Warning)** - Interfund Transfers In (objects 8910-8929) must equal Interfund Transfers Out (objects 7610-7629).

**Passed**

**INTERFD-INDIRECT - (Warning)** - Transfers of Indirect Costs - Interfund (Object 7350) must net to zero for all funds.

**Passed**

**INTERFD-INDIRECT-FN - (Warning)** - Transfers of Indirect Costs - Interfund (Object 7350) must net to zero by function.

**Passed**

**INTRA-FD-DIR-COST - (Fatal)** - Transfers of Direct Costs (Object 5710) must net to zero by fund.

**Passed**

**INTRA-FD-INDIRECT - (Fatal)** - Transfers of Indirect Costs (Object 7310) must net to zero by fund.

**Passed**

**INTRA-FD-INDIRECT-FN - (Fatal)** - Transfers of Indirect Costs (Object 7310) must net to zero by function.

**Passed**

**LCFF-TRANSFER - (Warning)** - LCFF Transfers (objects 8091 and 8099) must net to zero, individually.

**Passed**

**LOTTERY-CONTRIB - (Fatal)** - There should be no contributions (objects 8980-8999) to the lottery (resources 1100 and 6300) or from the Lottery: Instructional Materials (Resource 6300).

**Passed**

**OBJ-POSITIVE - (Warning)** - The following objects have a negative balance by resource, by fund:

**Exception**

<b>FUND</b>	<b>RESOURCE</b>	<b>OBJECT</b>	<b>VALUE</b>
01	6266	9790	(\$10,646.87)
Explanation: The expenses exceeding the available funds in the adopted budget was corrected.			

**PASS-THRU-REV=EXP - (Warning)** - Pass-through revenues from all sources (objects 8287, 8587, and 8697) should equal transfers of pass-through revenues to other agencies (objects 7211 through 7213, plus 7299 for Resource 3327), by fund and resource.

**Passed**

**REV-POSITIVE - (Warning)** - Revenue amounts exclusive of contributions (objects 8000-8979) should be positive by resource, by fund.

**Passed**

SACS Web System - SACS V11

41-68973-0000000 - Millbrae Elementary - Second Interim - Original Budget 2024-25

3/12/2025 10:22:32 PM

**RS-NET-POSITION-ZERO - (Fatal)** - Restricted Net Position (Object 9797), in unrestricted resources, must be zero, by resource, in funds 61 through 95.

**Passed**

**SE-PASS-THRU-REVENUE - (Warning)** - Transfers of special education pass-through revenues are not reported in the general fund for the Administrative Unit of a Special Education Local Plan Area.

**Passed**

**UNASSIGNED-NEGATIVE - (Fatal)** - Unassigned/Unappropriated balance (Object 9790) must be zero or negative, by resource, in all funds except the general fund and funds 61 through 95.

**Passed**

**UNR-NET-POSITION-NEG - (Fatal)** - Unrestricted Net Position (Object 9790), in restricted resources, must be zero or negative, by resource, in funds 61 through 95.

**Passed**

## **EXPORT VALIDATION CHECKS**

**CHK-DEPENDENCY - (Fatal)** - If data has changed that affect other forms, the affected forms must be opened and saved.

**Passed**

**CHK-EXTRACTED-DATA-SOURCE - (Warning)** - All forms that extract data from a prior reporting period use the same source extraction submission

**Passed**

**VERSION-CHECK - (Warning)** - All versions are current.

**Passed**

Millbrae Elementary  
San Mateo County

2024-25 Second Interim  
General Fund  
Unrestricted (Resources 0000-1999)  
Revenues, Expenditures, and Changes in Fund Balance

41 68973 0000000  
Form 011  
F82H7C136B(2024-25)

Description	Resource Codes	Object Codes	Original Budget (A)	Board Approved Operating Budget (B)	Actuals To Date (C)	Projected Year Totals (D)	Difference (Col B & D) (E)	% Diff Column B & D (F)
<b>A. REVENUES</b>								
1) LCFF Sources		8010-8099	22,841,582.00	23,302,231.00	27,648,445.29	23,221,448.00	(80,783.00)	-0.3%
2) Federal Revenue		8100-8299	0.00	0.00	0.00	0.00	0.00	0.0%
3) Other State Revenue		8300-8599	473,560.45	496,624.76	233,712.62	496,624.76	0.00	0.0%
4) Other Local Revenue		8600-8799	1,293,802.00	1,119,802.00	728,321.92	1,287,308.90	167,506.90	15.0%
5) TOTAL, REVENUES			24,608,944.45	24,918,657.76	28,610,479.83	25,005,381.66		
<b>B. EXPENDITURES</b>								
1) Certificated Salaries		1000-1999	10,857,206.20	10,492,305.20	6,263,790.04	10,565,649.92	(73,344.72)	-0.7%
2) Classified Salaries		2000-2999	2,806,656.00	2,806,656.00	1,651,154.06	2,849,700.51	(43,044.51)	-1.5%
3) Employee Benefits		3000-3999	4,843,310.22	4,629,493.91	2,617,712.52	4,530,022.16	99,471.75	2.1%
4) Books and Supplies		4000-4999	551,265.00	551,265.00	534,829.11	627,455.37	(76,190.37)	-13.8%
5) Services and Other Operating Expenditures		5000-5999	2,179,131.49	1,687,147.23	1,328,385.07	1,746,132.28	(58,985.05)	-3.5%
6) Capital Outlay		6000-6999	10,000.00	10,000.00	17,685.26	32,647.11	(22,647.11)	-226.5%
7) Other Outgo (excluding Transfers of Indirect Costs)		7100-7299 7400-7499	63,901.67	63,901.67	0.00	63,901.67	0.00	0.0%
8) Other Outgo - Transfers of Indirect Costs		7300-7399	(157,183.62)	(211,263.94)	(45,743.03)	(274,859.53)	63,595.59	-30.1%
9) TOTAL, EXPENDITURES			21,154,286.96	20,029,505.07	12,367,813.03	20,140,649.49		
<b>C. EXCESS (DEFICIENCY) OF REVENUES OVER EXPENDITURES BEFORE OTHER FINANCING SOURCES AND USES (A5 - B9)</b>			3,454,657.49	4,889,152.69	16,242,666.80	4,864,732.17		
<b>D. OTHER FINANCING SOURCES/USES</b>								
1) Interfund Transfers								
a) Transfers In		8900-8929	370,391.00	370,391.00	0.00	370,391.00	0.00	0.0%
b) Transfers Out		7600-7629	0.00	0.00	0.00	0.00	0.00	0.0%
2) Other Sources/Uses								
a) Sources		8930-8979	0.00	0.00	0.00	0.00	0.00	0.0%
b) Uses		7630-7699	0.00	0.00	0.00	0.00	0.00	0.0%
3) Contributions		8980-8999	(4,918,391.37)	(4,997,586.66)	(12,207.50)	(4,898,481.94)	99,104.72	-2.0%
4) TOTAL, OTHER FINANCING SOURCES/USES			(4,548,000.37)	(4,627,195.66)	(12,207.50)	(4,528,090.94)		
<b>E. NET INCREASE (DECREASE) IN FUND BALANCE (C + D4)</b>			(1,093,342.88)	261,957.03	16,230,459.30	336,641.23		
<b>F. FUND BALANCE, RESERVES</b>								
1) Beginning Fund Balance								
a) As of July 1 - Unaudited		9791	8,881,288.20	8,881,288.20		8,881,288.20	0.00	0.0%
b) Audit Adjustments		9793	0.00	(9,954.00)		(9,954.00)	0.00	0.0%
c) As of July 1 - Audited (F1a + F1b)			8,881,288.20	8,871,334.20		8,871,334.20		
d) Other Restatements		9795	0.00	0.00		0.00	0.00	0.0%
e) Adjusted Beginning Balance (F1c + F1d)			8,881,288.20	8,871,334.20		8,871,334.20		
2) Ending Balance, June 30 (E + F1e)			7,787,945.32	9,133,291.23		9,207,975.43		
Components of Ending Fund Balance								
a) Nonspendable								
Revolving Cash		9711	2,500.00	20.00		20.00		
Stores		9712	0.00	0.00		0.00		
Prepaid Items		9713	0.00	0.00		0.00		

Millbrae Elementary  
San Mateo County

2024-25 Second Interim  
General Fund  
Unrestricted (Resources 0000-1999)  
Revenues, Expenditures, and Changes in Fund Balance

41 68973 0000000  
Form 011  
F82H7C136B(2024-25)

Description	Resource Codes	Object Codes	Original Budget (A)	Board Approved Operating Budget (B)	Actuals To Date (C)	Projected Year Totals (D)	Difference (Col B & D) (E)	% Diff Column B & D (F)
All Others		9719	0.00	0.00		0.00		
b) Restricted		9740	0.00	0.00		0.00		
c) Committed								
Stabilization Arrangements		9750	0.00	0.00		0.00		
Other Commitments		9760	0.00	0.00		0.00		
d) Assigned								
Other Assignments		9780	6,486,924.69	8,098,771.79		8,166,193.29		
Reserve for Deficit Spending	0000	9780	5,795,081.00					
Reserve per Board Policy	1100	9780	691,843.69					
Reserve for Deficit Spending	0000	9780		4,529,861.24				
Reserve per Board Policy	0000	9780		3,568,910.55				
Reserve for Deficit Spending	0000	9780				3,277,094.53		
Reserve per Board Policy	0000	9780				4,031,295.70		
Reserve per Board Policy	1100	9780				857,803.06		
e) Unassigned/Unappropriated								
Reserve for Economic Uncertainties		9789	1,071,584.22	1,034,499.44		1,041,762.14		
Unassigned/Unappropriated Amount		9790	226,936.41	0.00		0.00		
<b>LCFF SOURCES</b>								
Principal Apportionment								
State Aid - Current Year		8011	16,024,756.00	19,390,152.00	13,237,893.00	19,309,369.00	(80,783.00)	-0.4%
Education Protection Account State Aid - Current Year		8012	6,816,826.00	3,912,079.00	1,956,040.00	3,912,079.00	0.00	0.0%
State Aid - Prior Years		8019	0.00	0.00	0.00	0.00	0.00	0.0%
Tax Relief Subventions								
Homeowners' Exemptions		8021	48,210.00	48,210.00	26,140.47	48,210.00	0.00	0.0%
Timber Yield Tax		8022	0.00	0.00	0.00	0.00	0.00	0.0%
Other Subventions/In-Lieu Taxes		8029	0.00	0.00	0.00	0.00	0.00	0.0%
County & District Taxes								
Secured Roll Taxes		8041	14,872,414.00	14,872,414.00	9,871,177.43	14,872,414.00	0.00	0.0%
Unsecured Roll Taxes		8042	634,624.00	634,624.00	733,486.32	634,624.00	0.00	0.0%
Prior Years' Taxes		8043	(4,058.00)	(4,058.00)	16,850.38	(4,058.00)	0.00	0.0%
Supplemental Taxes		8044	4,591,085.00	4,591,085.00	669,313.63	4,591,085.00	0.00	0.0%
Education Revenue Augmentation Fund (ERAF)		8045	(21,919,160.00)	(21,919,160.00)	0.00	(21,919,160.00)	0.00	0.0%
Community Redevelopment Funds (SB 617/699/1992)		8047	1,776,885.00	1,776,885.00	1,137,544.06	1,776,885.00	0.00	0.0%
Penalties and Interest from Delinquent Taxes		8048	0.00	0.00	0.00	0.00	0.00	0.0%
Miscellaneous Funds (EC 41604)								
Royalties and Bonuses		8081	0.00	0.00	0.00	0.00	0.00	0.0%
Other In-Lieu Taxes		8082	0.00	0.00	0.00	0.00	0.00	0.0%
Less: Non-LCFF								
(50%) Adjustment		8089	0.00	0.00	0.00	0.00	0.00	0.0%
Subtotal, LCFF Sources			22,841,582.00	23,302,231.00	27,648,445.29	23,221,448.00	(80,783.00)	-0.3%
LCFF Transfers								
Unrestricted LCFF								
Transfers - Current Year	0000	8091	0.00	0.00	0.00	0.00	0.00	0.0%
All Other LCFF Transfers - Current Year	All Other	8091	0.00	0.00	0.00	0.00	0.00	0.0%

Millbrae Elementary  
San Mateo County

2024-25 Second Interim  
General Fund  
Unrestricted (Resources 0000-1999)  
Revenues, Expenditures, and Changes in Fund Balance

41 68973 0000000  
Form 011  
F82H7C136B(2024-25)

Description	Resource Codes	Object Codes	Original Budget (A)	Board Approved Operating Budget (B)	Actuals To Date (C)	Projected Year Totals (D)	Difference (Col B & D) (E)	% Diff Column B & D (F)
Transfers to Charter Schools in Lieu of Property Taxes		8096	0.00	0.00	0.00	0.00	0.00	0.0%
Property Taxes Transfers		8097	0.00	0.00	0.00	0.00	0.00	0.0%
LCFF/Revenue Limit Transfers - Prior Years		8099	0.00	0.00	0.00	0.00	0.00	0.0%
<b>TOTAL, LCFF SOURCES</b>			22,841,582.00	23,302,231.00	27,648,445.29	23,221,448.00	(80,783.00)	-0.3%
<b>FEDERAL REVENUE</b>								
Maintenance and Operations		8110	0.00	0.00	0.00	0.00	0.00	0.0%
Special Education Entitlement		8181	0.00	0.00	0.00	0.00		
Special Education Discretionary Grants		8182	0.00	0.00	0.00	0.00		
Child Nutrition Programs		8220	0.00	0.00	0.00	0.00		
Donated Food Commodities		8221	0.00	0.00	0.00	0.00		
Forest Reserve Funds		8260	0.00	0.00	0.00	0.00	0.00	0.0%
Flood Control Funds		8270	0.00	0.00	0.00	0.00	0.00	0.0%
Wildlife Reserve Funds		8280	0.00	0.00	0.00	0.00	0.00	0.0%
FEMA		8281	0.00	0.00	0.00	0.00	0.00	0.0%
Interagency Contracts Between LEAs		8285	0.00	0.00	0.00	0.00	0.00	0.0%
Pass-Through Revenues from Federal Sources		8287	0.00	0.00	0.00	0.00		
Title I, Part A, Basic	3010	8290						
Title I, Part D, Local Delinquent Programs	3025	8290						
Title II, Part A, Supporting Effective Instruction	4035	8290						
Title III, Immigrant Student Program	4201	8290						
Title III, English Learner Program	4203	8290						
Public Charter Schools Grant Program (PCSGP)	4610	8290						
Every Student Succeeds Act	3040, 3060, 3061, 3110, 3150, 3155, 3182, 4037, 4123, 4124, 4126, 4127, 4128, 5630	8290						
Career and Technical Education	3500-3599	8290						
All Other Federal Revenue	All Other	8290	0.00	0.00	0.00	0.00	0.00	0.0%
<b>TOTAL, FEDERAL REVENUE</b>			0.00	0.00	0.00	0.00	0.00	0.0%
<b>OTHER STATE REVENUE</b>								
Other State Apportionments								
ROC/P Entitlement								
Prior Years	6360	8319						
Special Education Master Plan								
Current Year	6500	8311						
Prior Years	6500	8319						
All Other State Apportionments - Current Year	All Other	8311	0.00	0.00	0.00	0.00	0.00	0.0%
All Other State Apportionments - Prior Years	All Other	8319	0.00	0.00	0.00	0.00	0.00	0.0%
Child Nutrition Programs		8520	0.00	0.00	0.00	0.00		
Mandated Costs Reimbursements		8550	75,017.76	75,017.76	75,492.00	75,017.76	0.00	0.0%
Lottery - Unrestricted and Instructional Materials		8560	348,507.69	387,730.00	126,056.86	387,730.00	0.00	0.0%

Millbrae Elementary  
San Mateo County

2024-25 Second Interim  
General Fund  
Unrestricted (Resources 0000-1999)  
Revenues, Expenditures, and Changes in Fund Balance

41 68973 0000000  
Form 011  
F82H7C136B(2024-25)

Description	Resource Codes	Object Codes	Original Budget (A)	Board Approved Operating Budget (B)	Actuals To Date (C)	Projected Year Totals (D)	Difference (Col B & D) (E)	% Diff Column B & D (F)
Tax Relief Subventions								
Restricted Levies - Other								
Homeowners' Exemptions		8575	0.00	0.00	0.00	0.00		
Other Subventions/In-Lieu Taxes		8576	0.00	0.00	0.00	0.00		
Pass-Through Revenues from State Sources		8587	0.00	0.00	0.00	0.00	0.00	0.0%
After School Education and Safety (ASES)	6010	8590						
Charter School Facility Grant	6030	8590						
Career Technical Education Incentive Grant Program	6387	8590						
Drug/Alcohol/Tobacco Funds	6650, 6690, 6695	8590						
California Clean Energy Jobs Act	6230	8590						
Specialized Secondary	7370	8590						
American Indian Early Childhood Education	7210	8590						
All Other State Revenue	All Other	8590	50,035.00	33,877.00	32,163.76	33,877.00	0.00	0.0%
TOTAL, OTHER STATE REVENUE			473,560.45	496,624.76	233,712.62	496,624.76	0.00	0.0%
<b>OTHER LOCAL REVENUE</b>								
Other Local Revenue								
County and District Taxes								
Other Restricted Levies								
Secured Roll		8615	0.00	0.00	0.00	0.00		
Unsecured Roll		8616	0.00	0.00	0.00	0.00		
Prior Years' Taxes		8617	0.00	0.00	0.00	0.00		
Supplemental Taxes		8618	0.00	0.00	0.00	0.00		
Non-Ad Valorem Taxes								
Parcel Taxes		8621	0.00	0.00	0.00	0.00	0.00	0.0%
Other		8622	0.00	0.00	0.00	0.00	0.00	0.0%
Community Redevelopment Funds Not Subject to LCFF Deduction		8625	0.00	0.00	0.00	0.00		
Penalties and Interest from Delinquent Non-LCFF Taxes		8629	0.00	0.00	0.00	0.00		
Sales								
Sale of Equipment/Supplies		8631	0.00	0.00	0.00	0.00	0.00	0.0%
Sale of Publications		8632	0.00	0.00	0.00	0.00	0.00	0.0%
Food Service Sales		8634	0.00	0.00	0.00	0.00	0.00	0.0%
All Other Sales		8639	0.00	0.00	0.00	0.00	0.00	0.0%
Leases and Rentals		8650	495,305.00	421,305.00	175,542.87	291,305.00	(130,000.00)	-30.9%
Interest		8660	511,803.00	511,803.00	340,402.89	650,000.00	138,197.00	27.0%
Net Increase (Decrease) in the Fair Value of Investments		8662	0.00	0.00	0.00	0.00	0.00	0.0%
Fees and Contracts								
Adult Education Fees		8671	0.00	0.00	0.00	0.00	0.00	0.0%
Non-Resident Students		8672	0.00	0.00	0.00	0.00	0.00	0.0%
Transportation Fees From Individuals		8675	0.00	0.00	0.00	0.00	0.00	0.0%
Interagency Services		8677	0.00	0.00	0.00	0.00	0.00	0.0%
Mitigation/Developer Fees		8681	0.00	0.00	0.00	0.00	0.00	0.0%
All Other Fees and Contracts		8689	0.00	0.00	0.00	0.00	0.00	0.0%
Other Local Revenue								

Millbrae Elementary  
San Mateo County

2024-25 Second Interim  
General Fund  
Unrestricted (Resources 0000-1999)  
Revenues, Expenditures, and Changes in Fund Balance

41 68973 0000000  
Form 011  
F82H7C136B(2024-25)

Description	Resource Codes	Object Codes	Original Budget (A)	Board Approved Operating Budget (B)	Actuals To Date (C)	Projected Year Totals (D)	Difference (Col B & D) (E)	% Diff Column B & D (F)
Plus: Misc Funds Non-LCFF (50%) Adjustment		8691	0.00	0.00	0.00	0.00	0.00	0.0%
Pass-Through Revenues From Local Sources		8697	0.00	0.00	0.00	0.00		
All Other Local Revenue		8699	286,694.00	186,694.00	212,376.16	346,003.90	159,309.90	85.3%
Tuition		8710	0.00	0.00	0.00	0.00	0.00	0.0%
All Other Transfers In		8781-8783	0.00	0.00	0.00	0.00	0.00	0.0%
Transfers Of Apportionments								
Special Education SELPA Transfers								
From Districts or Charter Schools	6500	8791						
From County Offices	6500	8792						
From JPAs	6500	8793						
ROC/P Transfers								
From Districts or Charter Schools	6360	8791						
From County Offices	6360	8792						
From JPAs	6360	8793						
Other Transfers of Apportionments								
From Districts or Charter Schools	All Other	8791	0.00	0.00	0.00	0.00	0.00	0.0%
From County Offices	All Other	8792	0.00	0.00	0.00	0.00	0.00	0.0%
From JPAs	All Other	8793	0.00	0.00	0.00	0.00	0.00	0.0%
All Other Transfers In from All Others		8799	0.00	0.00	0.00	0.00	0.00	0.0%
TOTAL, OTHER LOCAL REVENUE			1,293,802.00	1,119,802.00	728,321.92	1,287,308.90	167,506.90	15.0%
TOTAL, REVENUES			24,608,944.45	24,918,657.76	28,610,479.83	25,005,381.66	86,723.90	0.3%
<b>CERTIFICATED SALARIES</b>								
Certificated Teachers' Salaries		1100	8,303,331.20	8,123,667.20	4,977,010.68	8,209,510.96	(85,843.76)	-1.1%
Certificated Pupil Support Salaries		1200	962,380.00	777,143.00	414,402.72	780,290.99	(3,147.99)	-0.4%
Certificated Supervisors' and Administrators' Salaries		1300	1,515,305.00	1,515,305.00	831,823.14	1,494,740.97	20,564.03	1.4%
Other Certificated Salaries		1900	76,190.00	76,190.00	40,553.50	81,107.00	(4,917.00)	-6.5%
TOTAL, CERTIFICATED SALARIES			10,857,206.20	10,492,305.20	6,263,790.04	10,565,649.92	(73,344.72)	-0.7%
<b>CLASSIFIED SALARIES</b>								
Classified Instructional Salaries		2100	277,264.00	277,264.00	151,086.20	258,995.14	18,268.86	6.6%
Classified Support Salaries		2200	631,228.00	631,228.00	386,570.54	659,000.12	(27,772.12)	-4.4%
Classified Supervisors' and Administrators' Salaries		2300	709,500.00	709,500.00	424,163.69	721,134.66	(11,634.66)	-1.6%
Clerical, Technical and Office Salaries		2400	1,188,664.00	1,188,664.00	684,521.12	1,204,349.33	(15,685.33)	-1.3%
Other Classified Salaries		2900	0.00	0.00	4,812.51	6,221.26	(6,221.26)	New
TOTAL, CLASSIFIED SALARIES			2,806,656.00	2,806,656.00	1,651,154.06	2,849,700.51	(43,044.51)	-1.5%
<b>EMPLOYEE BENEFITS</b>								
STRS		3101-3102	2,115,323.14	1,999,531.75	1,197,879.04	2,029,846.39	(30,314.64)	-1.5%
PERS		3201-3202	701,640.00	701,640.00	397,619.64	697,700.06	3,939.94	0.6%
OASDI/Medicare/Alternative		3301-3302	367,239.40	367,239.40	207,684.67	354,543.60	12,695.80	3.5%
Health and Welfare Benefits		3401-3402	1,054,527.57	1,015,489.39	504,794.14	1,057,377.31	(41,887.92)	-4.1%
Unemployment Insurance		3501-3502	6,841.11	6,841.11	3,870.00	6,544.19	296.92	4.3%
Workers' Compensation		3601-3602	287,739.00	228,752.26	113,517.04	191,958.64	36,793.62	16.1%
OPEB, Allocated		3701-3702	310,000.00	310,000.00	192,019.00	191,675.98	118,324.02	38.2%
OPEB, Active Employees		3751-3752	0.00	0.00	0.00	0.00	0.00	0.0%
Other Employee Benefits		3901-3902	0.00	0.00	328.99	375.99	(375.99)	New

Millbrae Elementary  
San Mateo County

2024-25 Second Interim  
General Fund  
Unrestricted (Resources 0000-1999)  
Revenues, Expenditures, and Changes in Fund Balance

41 68973 0000000  
Form 011  
F82H7C136B(2024-25)

Description	Resource Codes	Object Codes	Original Budget (A)	Board Approved Operating Budget (B)	Actuals To Date (C)	Projected Year Totals (D)	Difference (Col B & D) (E)	% Diff Column B & D (F)
TOTAL, EMPLOYEE BENEFITS			4,843,310.22	4,629,493.91	2,617,712.52	4,530,022.16	99,471.75	2.1%
<b>BOOKS AND SUPPLIES</b>								
Approved Textbooks and Core Curricula Materials		4100	0.00	0.00	0.00	0.00	0.00	0.0%
Books and Other Reference Materials		4200	0.00	0.00	0.00	0.00	0.00	0.0%
Materials and Supplies		4300	274,638.00	274,638.00	194,989.67	255,822.52	18,815.48	6.9%
Noncapitalized Equipment		4400	276,627.00	276,627.00	339,839.44	371,632.85	(95,005.85)	-34.3%
Food		4700	0.00	0.00	0.00	0.00	0.00	0.0%
TOTAL, BOOKS AND SUPPLIES			551,265.00	551,265.00	534,829.11	627,455.37	(76,190.37)	-13.8%
<b>SERVICES AND OTHER OPERATING EXPENDITURES</b>								
Subagreements for Services		5100	1,425.00	1,425.00	0.00	0.00	1,425.00	100.0%
Travel and Conferences		5200	19,773.93	19,773.93	12,953.00	16,516.34	3,257.59	16.5%
Dues and Memberships		5300	30,521.98	30,521.98	32,241.03	32,241.03	(1,719.05)	-5.6%
Insurance		5400-5450	457,397.31	457,397.31	582,771.26	582,771.26	(125,373.95)	-27.4%
Operations and Housekeeping Services		5500	439,840.00	439,840.00	260,229.70	313,289.91	126,550.09	28.8%
Rentals, Leases, Repairs, and Noncapitalized Improvements		5600	0.00	0.00	0.00	0.00	0.00	0.0%
Transfers of Direct Costs		5710	0.00	0.00	0.00	0.00	0.00	0.0%
Transfers of Direct Costs - Interfund		5750	0.00	0.00	0.00	0.00	0.00	0.0%
Professional/Consulting Services and Operating Expenditures		5800	1,091,272.51	599,288.25	327,514.34	652,794.97	(53,506.72)	-8.9%
Communications		5900	138,900.76	138,900.76	112,675.74	148,518.77	(9,618.01)	-6.9%
TOTAL, SERVICES AND OTHER OPERATING EXPENDITURES			2,179,131.49	1,687,147.23	1,328,385.07	1,746,132.28	(58,985.05)	-3.5%
<b>CAPITAL OUTLAY</b>								
Land		6100	0.00	0.00	0.00	0.00	0.00	0.0%
Land Improvements		6170	0.00	0.00	0.00	0.00	0.00	0.0%
Buildings and Improvements of Buildings		6200	0.00	0.00	0.00	0.00	0.00	0.0%
Books and Media for New School Libraries or Major Expansion of School Libraries		6300	0.00	0.00	0.00	0.00	0.00	0.0%
Equipment		6400	10,000.00	10,000.00	17,685.26	32,647.11	(22,647.11)	-226.5%
Equipment Replacement		6500	0.00	0.00	0.00	0.00	0.00	0.0%
Lease Assets		6600	0.00	0.00	0.00	0.00	0.00	0.0%
Subscription Assets		6700	0.00	0.00	0.00	0.00	0.00	0.0%
TOTAL, CAPITAL OUTLAY			10,000.00	10,000.00	17,685.26	32,647.11	(22,647.11)	-226.5%
<b>OTHER OUTGO (excluding Transfers of Indirect Costs)</b>								
Tuition								
Tuition for Instruction Under Interdistrict								
Attendance Agreements		7110	0.00	0.00	0.00	0.00	0.00	0.0%
State Special Schools		7130	0.00	0.00	0.00	0.00	0.00	0.0%
Tuition, Excess Costs, and/or Deficit Payments								
Payments to Districts or Charter Schools		7141	0.00	0.00	0.00	0.00	0.00	0.0%
Payments to County Offices		7142	40,909.67	40,909.67	0.00	40,909.67	0.00	0.0%
Payments to JPAs		7143	0.00	0.00	0.00	0.00	0.00	0.0%
Transfers of Pass-Through Revenues								
To Districts or Charter Schools		7211	0.00	0.00	0.00	0.00	0.00	0.0%

Millbrae Elementary  
San Mateo County

2024-25 Second Interim  
General Fund  
Unrestricted (Resources 0000-1999)  
Revenues, Expenditures, and Changes in Fund Balance

41 68973 0000000  
Form 011  
F82H7C136B(2024-25)

Description	Resource Codes	Object Codes	Original Budget (A)	Board Approved Operating Budget (B)	Actuals To Date (C)	Projected Year Totals (D)	Difference (Col B & D) (E)	% Diff Column B & D (F)
To County Offices		7212	0.00	0.00	0.00	0.00	0.00	0.0%
To JPAs		7213	0.00	0.00	0.00	0.00	0.00	0.0%
Special Education SELPA Transfers of Apportionments								
To Districts or Charter Schools	6500	7221						
To County Offices	6500	7222						
To JPAs	6500	7223						
ROC/P Transfers of Apportionments								
To Districts or Charter Schools	6360	7221						
To County Offices	6360	7222						
To JPAs	6360	7223						
Other Transfers of Apportionments	All Other	7221-7223	0.00	0.00	0.00	0.00	0.00	0.0%
All Other Transfers		7281-7283	0.00	0.00	0.00	0.00	0.00	0.0%
All Other Transfers Out to All Others		7299	0.00	0.00	0.00	0.00	0.00	0.0%
Debt Service								
Debt Service - Interest		7438	11,261.00	11,261.00	0.00	11,261.00	0.00	0.0%
Other Debt Service - Principal		7439	11,731.00	11,731.00	0.00	11,731.00	0.00	0.0%
TOTAL, OTHER OUTGO (excluding Transfers of Indirect Costs)			63,901.67	63,901.67	0.00	63,901.67	0.00	0.0%
<b>OTHER OUTGO - TRANSFERS OF INDIRECT COSTS</b>								
Transfers of Indirect Costs		7310	(157,183.62)	(125,369.62)	(14,653.23)	(183,687.21)	58,317.59	-46.5%
Transfers of Indirect Costs - Interfund		7350	0.00	(85,894.32)	(31,089.80)	(91,172.32)	5,278.00	-6.1%
TOTAL, OTHER OUTGO - TRANSFERS OF INDIRECT COSTS			(157,183.62)	(211,263.94)	(45,743.03)	(274,859.53)	63,595.59	-30.1%
TOTAL, EXPENDITURES			21,154,286.96	20,029,505.07	12,367,813.03	20,140,649.49	(111,144.42)	-0.6%
<b>INTERFUND TRANSFERS</b>								
<b>INTERFUND TRANSFERS IN</b>								
From: Special Reserve Fund		8912	370,391.00	370,391.00	0.00	370,391.00	0.00	0.0%
From: Bond Interest and Redemption Fund		8914	0.00	0.00	0.00	0.00	0.00	0.0%
Other Authorized Interfund Transfers In		8919	0.00	0.00	0.00	0.00	0.00	0.0%
(a) TOTAL, INTERFUND TRANSFERS IN			370,391.00	370,391.00	0.00	370,391.00	0.00	0.0%
<b>INTERFUND TRANSFERS OUT</b>								
To: Child Development Fund		7611	0.00	0.00	0.00	0.00	0.00	0.0%
To: Special Reserve Fund		7612	0.00	0.00	0.00	0.00	0.00	0.0%
To: State School Building Fund/ County School Facilities Fund		7613	0.00	0.00	0.00	0.00	0.00	0.0%
To: Cafeteria Fund		7616	0.00	0.00	0.00	0.00	0.00	0.0%
Other Authorized Interfund Transfers Out		7619	0.00	0.00	0.00	0.00	0.00	0.0%
(b) TOTAL, INTERFUND TRANSFERS OUT			0.00	0.00	0.00	0.00	0.00	0.0%
<b>OTHER SOURCES/USES</b>								
<b>SOURCES</b>								
State Apportionments								
Emergency Apportionments		8931	0.00	0.00	0.00	0.00	0.00	0.0%
Proceeds								
Proceeds from Disposal of Capital Assets		8953	0.00	0.00	0.00	0.00	0.00	0.0%
Other Sources								

Millbrae Elementary  
San Mateo County

2024-25 Second Interim  
General Fund  
Unrestricted (Resources 0000-1999)  
Revenues, Expenditures, and Changes in Fund Balance

41 68973 0000000  
Form 011  
F82H7C136B(2024-25)

Description	Resource Codes	Object Codes	Original Budget (A)	Board Approved Operating Budget (B)	Actuals To Date (C)	Projected Year Totals (D)	Difference (Col B & D) (E)	% Diff Column B & D (F)
Transfers from Funds of Lapsed/Reorganized LEAs		8965	0.00	0.00	0.00	0.00	0.00	0.0%
Long-Term Debt Proceeds								
Proceeds from Certificates of Participation		8971	0.00	0.00	0.00	0.00	0.00	0.0%
Proceeds from Leases		8972	0.00	0.00	0.00	0.00	0.00	0.0%
Proceeds from Lease Revenue Bonds		8973	0.00	0.00	0.00	0.00	0.00	0.0%
Proceeds from SBITAs		8974	0.00	0.00	0.00	0.00	0.00	0.0%
All Other Financing Sources		8979	0.00	0.00	0.00	0.00	0.00	0.0%
(c) TOTAL, SOURCES			0.00	0.00	0.00	0.00	0.00	0.0%
<b>USES</b>								
Transfers of Funds from Lapsed/Reorganized LEAs		7651	0.00	0.00	0.00	0.00	0.00	0.0%
All Other Financing Uses		7699	0.00	0.00	0.00	0.00	0.00	0.0%
(d) TOTAL, USES			0.00	0.00	0.00	0.00	0.00	0.0%
<b>CONTRIBUTIONS</b>								
Contributions from Unrestricted Revenues		8980	(4,753,158.32)	(4,997,586.66)	(12,207.50)	(4,898,481.94)	99,104.72	-2.0%
Contributions from Restricted Revenues		8990	(165,233.05)	0.00	0.00	0.00	0.00	0.0%
(e) TOTAL, CONTRIBUTIONS			(4,918,391.37)	(4,997,586.66)	(12,207.50)	(4,898,481.94)	99,104.72	-2.0%
TOTAL, OTHER FINANCING SOURCES/USES (a - b + c - d + e)			(4,548,000.37)	(4,627,195.66)	(12,207.50)	(4,528,090.94)	99,104.72	-2.1%

Millbrae Elementary  
San Mateo County

2024-25 Second Interim  
General Fund  
Restricted (Resources 2000-9999)  
Revenues, Expenditures, and Changes in Fund Balance

41 68973 0000000  
Form 011  
F82H7C136B(2024-25)

Description	Resource Codes	Object Codes	Original Budget (A)	Board Approved Operating Budget (B)	Actuals To Date (C)	Projected Year Totals (D)	Difference (Col B & D) (E)	% Diff Column B & D (F)
<b>A. REVENUES</b>								
1) LCFF Sources		8010-8099	1,681,521.03	1,738,927.87	774,058.66	1,738,927.87	0.00	0.0%
2) Federal Revenue		8100-8299	714,814.81	747,428.72	301,229.99	753,935.72	6,507.00	0.9%
3) Other State Revenue		8300-8599	3,143,463.72	3,180,367.25	939,863.66	3,192,772.25	12,405.00	0.4%
4) Other Local Revenue		8600-8799	2,620,674.21	2,358,377.21	1,715,719.10	2,574,240.24	215,863.03	9.2%
5) TOTAL, REVENUES			8,160,473.77	8,025,101.05	3,730,871.41	8,259,876.08		
<b>B. EXPENDITURES</b>								
1) Certificated Salaries		1000-1999	4,360,559.63	3,603,507.17	2,053,862.97	3,620,120.03	(16,612.86)	-0.5%
2) Classified Salaries		2000-2999	2,616,094.46	2,212,422.57	1,187,048.56	2,071,807.33	140,615.24	6.4%
3) Employee Benefits		3000-3999	3,525,814.03	3,468,326.11	1,128,409.98	3,483,611.75	(15,285.64)	-0.4%
4) Books and Supplies		4000-4999	566,672.90	355,569.71	292,170.82	485,450.32	(129,880.61)	-36.5%
5) Services and Other Operating Expenditures		5000-5999	3,257,206.14	4,545,447.96	2,204,732.17	4,596,912.07	(51,464.11)	-1.1%
6) Capital Outlay		6000-6999	82,303.12	82,303.12	0.00	82,303.12	0.00	0.0%
7) Other Outgo (excluding Transfers of Indirect Costs)		7100-7299 7400-7499	35,000.00	60,863.10	0.00	60,863.10	0.00	0.0%
8) Other Outgo - Transfers of Indirect Costs		7300-7399	157,183.62	125,369.62	14,653.23	183,687.21	(58,317.59)	-46.5%
9) TOTAL, EXPENDITURES			14,600,833.90	14,453,809.36	6,880,877.73	14,584,754.93		
<b>C. EXCESS (DEFICIENCY) OF REVENUES OVER EXPENDITURES BEFORE OTHER FINANCING SOURCES AND USES (A5 - B9)</b>			(6,440,360.13)	(6,428,708.31)	(3,150,006.32)	(6,324,878.85)		
<b>D. OTHER FINANCING SOURCES/USES</b>								
1) Interfund Transfers								
a) Transfers In		8900-8929	0.00	0.00	0.00	0.00	0.00	0.0%
b) Transfers Out		7600-7629	0.00	0.00	0.00	0.00	0.00	0.0%
2) Other Sources/Uses								
a) Sources		8930-8979	0.00	0.00	0.00	0.00	0.00	0.0%
b) Uses		7630-7699	0.00	0.00	0.00	0.00	0.00	0.0%
3) Contributions		8980-8999	4,918,391.37	4,997,586.66	12,207.50	4,898,481.94	(99,104.72)	-2.0%
4) TOTAL, OTHER FINANCING SOURCES/USES			4,918,391.37	4,997,586.66	12,207.50	4,898,481.94		
<b>E. NET INCREASE (DECREASE) IN FUND BALANCE (C + D4)</b>			(1,521,968.76)	(1,431,121.65)	(3,137,798.82)	(1,426,396.91)		
<b>F. FUND BALANCE, RESERVES</b>								
1) Beginning Fund Balance								
a) As of July 1 - Unaudited		9791	4,004,406.44	4,004,406.44		4,004,406.44	0.00	0.0%
b) Audit Adjustments		9793	0.00	0.00		0.00	0.00	0.0%
c) As of July 1 - Audited (F1a + F1b)			4,004,406.44	4,004,406.44		4,004,406.44		
d) Other Restatements		9795	0.00	0.00		0.00	0.00	0.0%
e) Adjusted Beginning Balance (F1c + F1d)			4,004,406.44	4,004,406.44		4,004,406.44		
2) Ending Balance, June 30 (E + F1e)			2,482,437.68	2,573,284.79		2,578,009.53		
Components of Ending Fund Balance								
a) Nonspendable								
Revolving Cash		9711	0.00	0.00		0.00		
Stores		9712	0.00	0.00		0.00		
Prepaid Items		9713	0.00	0.00		0.00		
All Others		9719	0.00	0.00		0.00		
b) Restricted		9740	2,493,084.55	2,573,284.79		2,578,009.53		

Millbrae Elementary  
San Mateo County

2024-25 Second Interim  
General Fund  
Restricted (Resources 2000-9999)  
Revenues, Expenditures, and Changes in Fund Balance

41 68973 0000000  
Form 011  
F82H7C136B(2024-25)

Description	Resource Codes	Object Codes	Original Budget (A)	Board Approved Operating Budget (B)	Actuals To Date (C)	Projected Year Totals (D)	Difference (Col B & D) (E)	% Diff Column B & D (F)
c) Committed								
Stabilization Arrangements		9750	0.00	0.00		0.00		
Other Commitments		9760	0.00	0.00		0.00		
d) Assigned								
Other Assignments		9780	0.00	0.00		0.00		
e) Unassigned/Unappropriated								
Reserve for Economic Uncertainties		9789	0.00	0.00		0.00		
Unassigned/Unappropriated Amount		9790	(10,646.87)	0.00		0.00		
<b>LCFF SOURCES</b>								
Principal Apportionment								
State Aid - Current Year		8011	0.00	0.00	0.00	0.00		
Education Protection Account State Aid - Current Year		8012	0.00	0.00	0.00	0.00		
State Aid - Prior Years		8019	0.00	0.00	0.00	0.00		
Tax Relief Subventions								
Homeowners' Exemptions		8021	0.00	0.00	0.00	0.00		
Timber Yield Tax		8022	0.00	0.00	0.00	0.00		
Other Subventions/In-Lieu Taxes		8029	0.00	0.00	0.00	0.00		
County & District Taxes								
Secured Roll Taxes		8041	0.00	0.00	0.00	0.00		
Unsecured Roll Taxes		8042	0.00	0.00	0.00	0.00		
Prior Years' Taxes		8043	0.00	0.00	0.00	0.00		
Supplemental Taxes		8044	0.00	0.00	0.00	0.00		
Education Revenue Augmentation Fund (ERAF)		8045	0.00	0.00	0.00	0.00		
Community Redevelopment Funds (SB 617/699/1992)		8047	0.00	0.00	0.00	0.00		
Penalties and Interest from Delinquent Taxes		8048	0.00	0.00	0.00	0.00		
Miscellaneous Funds (EC 41604)								
Royalties and Bonuses		8081	0.00	0.00	0.00	0.00		
Other In-Lieu Taxes		8082	0.00	0.00	0.00	0.00		
Less: Non-LCFF								
(50%) Adjustment		8089	0.00	0.00	0.00	0.00		
Subtotal, LCFF Sources			0.00	0.00	0.00	0.00		
LCFF Transfers								
Unrestricted LCFF								
Transfers - Current Year	0000	8091						
All Other LCFF Transfers - Current Year	All Other	8091	0.00	0.00	0.00	0.00	0.00	0.0%
Transfers to Charter Schools in Lieu of Property Taxes		8096	0.00	0.00	0.00	0.00		
Property Taxes Transfers		8097	1,681,521.03	1,738,927.87	774,058.66	1,738,927.87	0.00	0.0%
LCFF/Revenue Limit Transfers - Prior Years		8099	0.00	0.00	0.00	0.00	0.00	0.0%
TOTAL, LCFF SOURCES			1,681,521.03	1,738,927.87	774,058.66	1,738,927.87	0.00	0.0%
<b>FEDERAL REVENUE</b>								
Maintenance and Operations		8110	0.00	0.00	0.00	0.00	0.00	0.0%
Special Education Entitlement		8181	402,457.57	405,111.37	40,327.73	405,111.37	0.00	0.0%
Special Education Discretionary Grants		8182	40,144.24	37,719.38	16,520.69	37,719.38	0.00	0.0%
Child Nutrition Programs		8220	0.00	0.00	0.00	0.00	0.00	0.0%

Millbrae Elementary  
San Mateo County

2024-25 Second Interim  
General Fund  
Restricted (Resources 2000-9999)  
Revenues, Expenditures, and Changes in Fund Balance

41 68973 0000000  
Form 011  
F82H7C136B(2024-25)

Description	Resource Codes	Object Codes	Original Budget (A)	Board Approved Operating Budget (B)	Actuals To Date (C)	Projected Year Totals (D)	Difference (Col B & D) (E)	% Diff Column B & D (F)
Donated Food Commodities		8221	0.00	0.00	0.00	0.00	0.00	0.0%
Forest Reserve Funds		8260	0.00	0.00	0.00	0.00		
Flood Control Funds		8270	0.00	0.00	0.00	0.00		
Wildlife Reserve Funds		8280	0.00	0.00	0.00	0.00		
FEMA		8281	0.00	0.00	0.00	0.00	0.00	0.0%
Interagency Contracts Between LEAs		8285	0.00	0.00	0.00	0.00	0.00	0.0%
Pass-Through Revenues from Federal Sources		8287	0.00	0.00	0.00	0.00	0.00	0.0%
Title I, Part A, Basic	3010	8290	169,776.00	195,194.00	175,850.00	200,894.00	5,700.00	2.9%
Title I, Part D, Local Delinquent Programs	3025	8290	0.00	0.00	0.00	0.00	0.00	0.0%
Title II, Part A, Supporting Effective Instruction	4035	8290	40,091.00	40,152.00	31,576.00	40,959.00	807.00	2.0%
Title III, Immigrant Student Program	4201	8290	0.00	0.00	0.00	0.00	0.00	0.0%
Title III, English Learner Program	4203	8290	49,540.00	52,100.00	26,050.00	52,100.00	0.00	0.0%
Public Charter Schools Grant Program (PCSGP)	4610	8290	0.00	0.00	0.00	0.00	0.00	0.0%
Every Student Succeeds Act	3040, 3060, 3061, 3110, 3150, 3155, 3182, 4037, 4123, 4124, 4126, 4127, 4128, 5630	8290	12,806.00	12,500.00	6,253.00	12,500.00	0.00	0.0%
Career and Technical Education	3500-3599	8290	0.00	0.00	0.00	0.00	0.00	0.0%
All Other Federal Revenue	All Other	8290	0.00	4,651.97	4,652.57	4,651.97	0.00	0.0%
TOTAL, FEDERAL REVENUE			714,814.81	747,428.72	301,229.99	753,935.72	6,507.00	0.9%
<b>OTHER STATE REVENUE</b>								
Other State Apportionments								
ROC/P Entitlement								
Prior Years	6360	8319	0.00	0.00	0.00	0.00	0.00	0.0%
Special Education Master Plan								
Current Year	6500	8311	0.00	0.00	0.00	0.00	0.00	0.0%
Prior Years	6500	8319	0.00	0.00	0.00	0.00	0.00	0.0%
All Other State Apportionments - Current Year	All Other	8311	0.00	0.00	0.00	0.00	0.00	0.0%
All Other State Apportionments - Prior Years	All Other	8319	0.00	0.00	0.00	0.00	0.00	0.0%
Child Nutrition Programs		8520	0.00	0.00	0.00	0.00	0.00	0.0%
Mandated Costs Reimbursements		8550	0.00	0.00	0.00	0.00		
Lottery - Unrestricted and Instructional Materials		8560	141,765.84	166,460.00	8,336.96	166,460.00	0.00	0.0%
Tax Relief Subventions								
Restricted Levies - Other								
Homeowners' Exemptions		8575	0.00	0.00	0.00	0.00	0.00	0.0%
Other Subventions/In-Lieu Taxes		8576	0.00	0.00	0.00	0.00	0.00	0.0%
Pass-Through Revenues from State Sources		8587	0.00	0.00	0.00	0.00	0.00	0.0%
After School Education and Safety (ASES)	6010	8590	142,814.00	152,734.50	7,881.95	152,734.50	0.00	0.0%
Charter School Facility Grant	6030	8590	0.00	0.00	0.00	0.00	0.00	0.0%
Career Technical Education Incentive Grant Program	6387	8590	0.00	0.00	0.00	0.00	0.00	0.0%
Drug/Alcohol/Tobacco Funds	6650, 6690, 6695	8590	3,000.00	0.00	0.00	0.00	0.00	0.0%
California Clean Energy Jobs Act	6230	8590	0.00	0.00	0.00	0.00	0.00	0.0%

Millbrae Elementary  
San Mateo County

2024-25 Second Interim  
General Fund  
Restricted (Resources 2000-9999)  
Revenues, Expenditures, and Changes in Fund Balance

41 68973 0000000  
Form 011  
F82H7C136B(2024-25)

Description	Resource Codes	Object Codes	Original Budget (A)	Board Approved Operating Budget (B)	Actuals To Date (C)	Projected Year Totals (D)	Difference (Col B & D) (E)	% Diff Column B & D (F)
Specialized Secondary	7370	8590	0.00	0.00	0.00	0.00	0.00	0.0%
American Indian Early Childhood Education	7210	8590	0.00	0.00	0.00	0.00	0.00	0.0%
All Other State Revenue	All Other	8590	2,855,883.88	2,861,172.75	923,644.75	2,873,577.75	12,405.00	0.4%
TOTAL, OTHER STATE REVENUE			3,143,463.72	3,180,367.25	939,863.66	3,192,772.25	12,405.00	0.4%
<b>OTHER LOCAL REVENUE</b>								
Other Local Revenue								
County and District Taxes								
Other Restricted Levies								
Secured Roll		8615	0.00	0.00	0.00	0.00	0.00	0.0%
Unsecured Roll		8616	0.00	0.00	0.00	0.00	0.00	0.0%
Prior Years' Taxes		8617	0.00	0.00	0.00	0.00	0.00	0.0%
Supplemental Taxes		8618	0.00	0.00	0.00	0.00	0.00	0.0%
Non-Ad Valorem Taxes								
Parcel Taxes		8621	812,284.24	812,284.24	486,125.00	812,284.24	0.00	0.0%
Other		8622	0.00	0.00	0.00	0.00	0.00	0.0%
Community Redevelopment Funds Not Subject to LCFF Deduction		8625	182,297.00	0.00	191,389.74	0.00	0.00	0.0%
Penalties and Interest from Delinquent Non-LCFF Taxes		8629	0.00	0.00	0.00	0.00	0.00	0.0%
Sales								
Sale of Equipment/Supplies		8631	0.00	0.00	0.00	0.00	0.00	0.0%
Sale of Publications		8632	0.00	0.00	0.00	0.00	0.00	0.0%
Food Service Sales		8634	0.00	0.00	0.00	0.00	0.00	0.0%
All Other Sales		8639	0.00	0.00	0.00	0.00	0.00	0.0%
Leases and Rentals		8650	0.00	0.00	0.00	0.00	0.00	0.0%
Interest		8660	0.00	0.00	0.00	0.00	0.00	0.0%
Net Increase (Decrease) in the Fair Value of Investments		8662	0.00	0.00	0.00	0.00	0.00	0.0%
Fees and Contracts								
Adult Education Fees		8671	0.00	0.00	0.00	0.00		
Non-Resident Students		8672	0.00	0.00	0.00	0.00		
Transportation Fees From Individuals		8675	0.00	0.00	0.00	0.00	0.00	0.0%
Interagency Services		8677	0.00	0.00	0.00	0.00	0.00	0.0%
Mitigation/Developer Fees		8681	0.00	0.00	0.00	0.00	0.00	0.0%
All Other Fees and Contracts		8689	0.00	0.00	0.00	0.00	0.00	0.0%
Other Local Revenue								
Plus: Misc Funds Non-LCFF (50%) Adjustment		8691	0.00	0.00	0.00	0.00		
Pass-Through Revenues From Local Sources		8697	0.00	0.00	0.00	0.00	0.00	0.0%
All Other Local Revenue		8699	1,626,092.97	1,546,092.97	1,038,204.36	1,761,956.00	215,863.03	14.0%
Tuition		8710	0.00	0.00	0.00	0.00	0.00	0.0%
All Other Transfers In		8781-8783	0.00	0.00	0.00	0.00	0.00	0.0%
Transfers Of Apportionments								
Special Education SELPA Transfers								
From Districts or Charter Schools	6500	8791	0.00	0.00	0.00	0.00	0.00	0.0%
From County Offices	6500	8792	0.00	0.00	0.00	0.00	0.00	0.0%
From JPAs	6500	8793	0.00	0.00	0.00	0.00	0.00	0.0%

Millbrae Elementary  
San Mateo County

2024-25 Second Interim  
General Fund  
Restricted (Resources 2000-9999)  
Revenues, Expenditures, and Changes in Fund Balance

41 68973 0000000  
Form 011  
F82H7C136B(2024-25)

Description	Resource Codes	Object Codes	Original Budget (A)	Board Approved Operating Budget (B)	Actuals To Date (C)	Projected Year Totals (D)	Difference (Col B & D) (E)	% Diff Column B & D (F)
ROC/P Transfers								
From Districts or Charter Schools	6360	8791	0.00	0.00	0.00	0.00	0.00	0.0%
From County Offices	6360	8792	0.00	0.00	0.00	0.00	0.00	0.0%
From JPAs	6360	8793	0.00	0.00	0.00	0.00	0.00	0.0%
Other Transfers of Apportionments								
From Districts or Charter Schools	All Other	8791	0.00	0.00	0.00	0.00	0.00	0.0%
From County Offices	All Other	8792	0.00	0.00	0.00	0.00	0.00	0.0%
From JPAs	All Other	8793	0.00	0.00	0.00	0.00	0.00	0.0%
All Other Transfers In from All Others		8799	0.00	0.00	0.00	0.00	0.00	0.0%
TOTAL, OTHER LOCAL REVENUE			2,620,674.21	2,358,377.21	1,715,719.10	2,574,240.24	215,863.03	9.2%
TOTAL, REVENUES			8,160,473.77	8,025,101.05	3,730,871.41	8,259,876.08	234,775.03	2.9%
<b>CERTIFICATED SALARIES</b>								
Certificated Teachers' Salaries		1100	3,010,200.50	2,577,468.71	1,455,579.49	2,562,187.71	15,281.00	0.6%
Certificated Pupil Support Salaries		1200	83,085.00	83,085.00	50,601.00	83,085.00	0.00	0.0%
Certificated Supervisors' and Administrators' Salaries		1300	331,920.13	331,920.13	174,647.82	307,813.99	24,106.14	7.3%
Other Certificated Salaries		1900	935,354.00	611,033.33	373,034.66	667,033.33	(56,000.00)	-9.2%
TOTAL, CERTIFICATED SALARIES			4,360,559.63	3,603,507.17	2,053,862.97	3,620,120.03	(16,612.86)	-0.5%
<b>CLASSIFIED SALARIES</b>								
Classified Instructional Salaries		2100	1,355,731.45	840,802.31	488,882.68	889,620.77	(48,818.46)	-5.8%
Classified Support Salaries		2200	583,028.01	584,196.81	285,559.98	385,371.15	198,825.66	34.0%
Classified Supervisors' and Administrators' Salaries		2300	285,635.00	385,723.45	195,149.62	388,715.41	(2,991.96)	-0.8%
Clerical, Technical and Office Salaries		2400	0.00	0.00	2,274.18	6,400.00	(6,400.00)	New
Other Classified Salaries		2900	391,700.00	401,700.00	215,182.10	401,700.00	0.00	0.0%
TOTAL, CLASSIFIED SALARIES			2,616,094.46	2,212,422.57	1,187,048.56	2,071,807.33	140,615.24	6.4%
<b>EMPLOYEE BENEFITS</b>								
STRS		3101-3102	2,077,722.09	1,990,509.77	380,080.83	2,017,301.48	(26,791.71)	-1.3%
PERS		3201-3202	669,957.91	620,155.41	329,586.27	589,957.87	30,197.54	4.9%
OASDI/Medicare/Alternative		3301-3302	244,838.92	238,640.49	122,776.76	238,997.78	(357.29)	-0.1%
Health and Welfare Benefits		3401-3402	398,152.29	491,176.15	247,329.62	517,703.59	(26,527.44)	-5.4%
Unemployment Insurance		3501-3502	3,365.79	3,660.90	1,592.64	4,815.41	(1,154.51)	-31.5%
Workers' Compensation		3601-3602	131,777.03	124,183.39	46,714.86	114,459.62	9,723.77	7.8%
OPEB, Allocated		3701-3702	0.00	0.00	0.00	0.00	0.00	0.0%
OPEB, Active Employees		3751-3752	0.00	0.00	0.00	0.00	0.00	0.0%
Other Employee Benefits		3901-3902	0.00	0.00	329.00	376.00	(376.00)	New
TOTAL, EMPLOYEE BENEFITS			3,525,814.03	3,468,326.11	1,128,409.98	3,483,611.75	(15,285.64)	-0.4%
<b>BOOKS AND SUPPLIES</b>								
Approved Textbooks and Core Curricula Materials		4100	0.00	0.00	0.00	0.00	0.00	0.0%
Books and Other Reference Materials		4200	0.00	0.00	0.00	0.00	0.00	0.0%
Materials and Supplies		4300	551,572.90	270,667.83	221,129.72	415,648.44	(144,980.61)	-53.6%
Noncapitalized Equipment		4400	15,100.00	84,901.88	71,041.10	69,801.88	15,100.00	17.8%
Food		4700	0.00	0.00	0.00	0.00	0.00	0.0%
TOTAL, BOOKS AND SUPPLIES			566,672.90	355,569.71	292,170.82	485,450.32	(129,880.61)	-36.5%
<b>SERVICES AND OTHER OPERATING EXPENDITURES</b>								
Subagreements for Services		5100	1,372,118.56	1,265,427.88	591,645.83	1,265,427.88	0.00	0.0%

Millbrae Elementary  
San Mateo County

2024-25 Second Interim  
General Fund  
Restricted (Resources 2000-9999)  
Revenues, Expenditures, and Changes in Fund Balance

41 68973 0000000  
Form 011  
F82H7C136B(2024-25)

Description	Resource Codes	Object Codes	Original Budget (A)	Board Approved Operating Budget (B)	Actuals To Date (C)	Projected Year Totals (D)	Difference (Col B & D) (E)	% Diff Column B & D (F)
Travel and Conferences		5200	23,086.80	36,777.10	29,537.02	38,547.10	(1,770.00)	-4.8%
Dues and Memberships		5300	11,521.72	11,521.72	11,582.19	12,080.72	(559.00)	-4.9%
Insurance		5400-5450	0.00	0.00	0.00	0.00	0.00	0.0%
Operations and Housekeeping Services		5500	4,000.00	4,000.00	2,894.51	4,320.00	(320.00)	-8.0%
Rentals, Leases, Repairs, and Noncapitalized Improvements		5600	0.00	0.00	0.00	0.00	0.00	0.0%
Transfers of Direct Costs		5710	0.00	0.00	0.00	0.00	0.00	0.0%
Transfers of Direct Costs - Interfund		5750	0.00	0.00	0.00	0.00	0.00	0.0%
Professional/Consulting Services and Operating Expenditures		5800	1,845,519.06	3,226,761.26	1,568,512.62	3,275,736.37	(48,975.11)	-1.5%
Communications		5900	960.00	960.00	560.00	800.00	160.00	16.7%
TOTAL, SERVICES AND OTHER OPERATING EXPENDITURES			3,257,206.14	4,545,447.96	2,204,732.17	4,596,912.07	(51,464.11)	-1.1%
<b>CAPITAL OUTLAY</b>								
Land		6100	0.00	0.00	0.00	0.00	0.00	0.0%
Land Improvements		6170	0.00	0.00	0.00	0.00	0.00	0.0%
Buildings and Improvements of Buildings		6200	69,887.24	69,887.24	0.00	69,887.24	0.00	0.0%
Books and Media for New School Libraries or Major Expansion of School Libraries		6300	0.00	0.00	0.00	0.00	0.00	0.0%
Equipment		6400	12,415.88	12,415.88	0.00	12,415.88	0.00	0.0%
Equipment Replacement		6500	0.00	0.00	0.00	0.00	0.00	0.0%
Lease Assets		6600	0.00	0.00	0.00	0.00	0.00	0.0%
Subscription Assets		6700	0.00	0.00	0.00	0.00	0.00	0.0%
TOTAL, CAPITAL OUTLAY			82,303.12	82,303.12	0.00	82,303.12	0.00	0.0%
<b>OTHER OUTGO (excluding Transfers of Indirect Costs)</b>								
Tuition								
Tuition for Instruction Under Interdistrict								
Attendance Agreements		7110	0.00	0.00	0.00	0.00	0.00	0.0%
State Special Schools		7130	0.00	0.00	0.00	0.00	0.00	0.0%
Tuition, Excess Costs, and/or Deficit Payments								
Payments to Districts or Charter Schools		7141	0.00	0.00	0.00	0.00	0.00	0.0%
Payments to County Offices		7142	35,000.00	60,863.10	0.00	60,863.10	0.00	0.0%
Payments to JPAs		7143	0.00	0.00	0.00	0.00	0.00	0.0%
Transfers of Pass-Through Revenues								
To Districts or Charter Schools		7211	0.00	0.00	0.00	0.00	0.00	0.0%
To County Offices		7212	0.00	0.00	0.00	0.00	0.00	0.0%
To JPAs		7213	0.00	0.00	0.00	0.00	0.00	0.0%
Special Education SELPA Transfers of Apportionments								
To Districts or Charter Schools	6500	7221	0.00	0.00	0.00	0.00	0.00	0.0%
To County Offices	6500	7222	0.00	0.00	0.00	0.00	0.00	0.0%
To JPAs	6500	7223	0.00	0.00	0.00	0.00	0.00	0.0%
ROC/P Transfers of Apportionments								
To Districts or Charter Schools	6360	7221	0.00	0.00	0.00	0.00	0.00	0.0%
To County Offices	6360	7222	0.00	0.00	0.00	0.00	0.00	0.0%
To JPAs	6360	7223	0.00	0.00	0.00	0.00	0.00	0.0%
Other Transfers of Apportionments	All Other	7221-7223	0.00	0.00	0.00	0.00	0.00	0.0%

Millbrae Elementary  
San Mateo County

2024-25 Second Interim  
General Fund  
Restricted (Resources 2000-9999)  
Revenues, Expenditures, and Changes in Fund Balance

41 68973 0000000  
Form 011  
F82H7C136B(2024-25)

Description	Resource Codes	Object Codes	Original Budget (A)	Board Approved Operating Budget (B)	Actuals To Date (C)	Projected Year Totals (D)	Difference (Col B & D) (E)	% Diff Column B & D (F)
All Other Transfers		7281-7283	0.00	0.00	0.00	0.00	0.00	0.0%
All Other Transfers Out to All Others		7299	0.00	0.00	0.00	0.00	0.00	0.0%
Debt Service								
Debt Service - Interest		7438	0.00	0.00	0.00	0.00	0.00	0.0%
Other Debt Service - Principal		7439	0.00	0.00	0.00	0.00	0.00	0.0%
TOTAL, OTHER OUTGO (excluding Transfers of Indirect Costs)			35,000.00	60,863.10	0.00	60,863.10	0.00	0.0%
<b>OTHER OUTGO - TRANSFERS OF INDIRECT COSTS</b>								
Transfers of Indirect Costs		7310	157,183.62	125,369.62	14,653.23	183,687.21	(58,317.59)	-46.5%
Transfers of Indirect Costs - Interfund		7350	0.00	0.00	0.00	0.00	0.00	0.0%
TOTAL, OTHER OUTGO - TRANSFERS OF INDIRECT COSTS			157,183.62	125,369.62	14,653.23	183,687.21	(58,317.59)	-46.5%
TOTAL, EXPENDITURES			14,600,833.90	14,453,809.36	6,880,877.73	14,584,754.93	(130,945.57)	-0.9%
<b>INTERFUND TRANSFERS</b>								
<b>INTERFUND TRANSFERS IN</b>								
From: Special Reserve Fund		8912	0.00	0.00	0.00	0.00	0.00	0.0%
From: Bond Interest and Redemption Fund		8914	0.00	0.00	0.00	0.00		
Other Authorized Interfund Transfers In		8919	0.00	0.00	0.00	0.00	0.00	0.0%
(a) TOTAL, INTERFUND TRANSFERS IN			0.00	0.00	0.00	0.00	0.00	0.0%
<b>INTERFUND TRANSFERS OUT</b>								
To: Child Development Fund		7611	0.00	0.00	0.00	0.00	0.00	0.0%
To: Special Reserve Fund		7612	0.00	0.00	0.00	0.00	0.00	0.0%
To: State School Building Fund/ County School Facilities Fund		7613	0.00	0.00	0.00	0.00	0.00	0.0%
To: Cafeteria Fund		7616	0.00	0.00	0.00	0.00	0.00	0.0%
Other Authorized Interfund Transfers Out		7619	0.00	0.00	0.00	0.00	0.00	0.0%
(b) TOTAL, INTERFUND TRANSFERS OUT			0.00	0.00	0.00	0.00	0.00	0.0%
<b>OTHER SOURCES/USES</b>								
<b>SOURCES</b>								
State Apportionments								
Emergency Apportionments		8931	0.00	0.00	0.00	0.00		
Proceeds								
Proceeds from Disposal of Capital Assets		8953	0.00	0.00	0.00	0.00	0.00	0.0%
Other Sources								
Transfers from Funds of Lapsed/Reorganized LEAs		8965	0.00	0.00	0.00	0.00	0.00	0.0%
Long-Term Debt Proceeds								
Proceeds from Certificates of Participation		8971	0.00	0.00	0.00	0.00	0.00	0.0%
Proceeds from Leases		8972	0.00	0.00	0.00	0.00	0.00	0.0%
Proceeds from Lease Revenue Bonds		8973	0.00	0.00	0.00	0.00	0.00	0.0%
Proceeds from SBITAs		8974	0.00	0.00	0.00	0.00	0.00	0.0%
All Other Financing Sources		8979	0.00	0.00	0.00	0.00	0.00	0.0%
(c) TOTAL, SOURCES			0.00	0.00	0.00	0.00	0.00	0.0%
<b>USES</b>								
Transfers of Funds from Lapsed/Reorganized LEAs		7651	0.00	0.00	0.00	0.00	0.00	0.0%
All Other Financing Uses		7699	0.00	0.00	0.00	0.00	0.00	0.0%

Millbrae Elementary  
San Mateo County

2024-25 Second Interim  
General Fund  
Restricted (Resources 2000-9999)  
Revenues, Expenditures, and Changes in Fund Balance

41 68973 0000000  
Form 01I  
F82H7C136B(2024-25)

Description	Resource Codes	Object Codes	Original Budget (A)	Board Approved Operating Budget (B)	Actuals To Date (C)	Projected Year Totals (D)	Difference (Col B & D) (E)	% Diff Column B & D (F)
(d) TOTAL, USES			0.00	0.00	0.00	0.00	0.00	0.0%
<b>CONTRIBUTIONS</b>								
Contributions from Unrestricted Revenues		8980	4,753,158.32	4,997,586.66	12,207.50	4,898,481.94	(99,104.72)	-2.0%
Contributions from Restricted Revenues		8990	165,233.05	0.00	0.00	0.00	0.00	0.0%
(e) TOTAL, CONTRIBUTIONS			4,918,391.37	4,997,586.66	12,207.50	4,898,481.94	(99,104.72)	-2.0%
TOTAL, OTHER FINANCING SOURCES/USES (a - b + c - d + e)			4,918,391.37	4,997,586.66	12,207.50	4,898,481.94	99,104.72	2.0%

Millbrae Elementary  
San Mateo County

2024-25 Second Interim  
General Fund  
Summary - Unrestricted/Restricted  
Revenues, Expenditures, and Changes in Fund Balance

41 68973 0000000  
Form 011  
F82H7C136B(2024-25)

Description	Resource Codes	Object Codes	Original Budget (A)	Board Approved Operating Budget (B)	Actuals To Date (C)	Projected Year Totals (D)	Difference (Col B & D) (E)	% Diff Column B & D (F)
<b>A. REVENUES</b>								
1) LCFF Sources		8010-8099	24,523,103.03	25,041,158.87	28,422,503.95	24,960,375.87	(80,783.00)	-0.3%
2) Federal Revenue		8100-8299	714,814.81	747,428.72	301,229.99	753,935.72	6,507.00	0.9%
3) Other State Revenue		8300-8599	3,617,024.17	3,676,992.01	1,173,576.28	3,689,397.01	12,405.00	0.3%
4) Other Local Revenue		8600-8799	3,914,476.21	3,478,179.21	2,444,041.02	3,861,549.14	383,369.93	11.0%
5) TOTAL, REVENUES			32,769,418.22	32,943,758.81	32,341,351.24	33,265,257.74		
<b>B. EXPENDITURES</b>								
1) Certificated Salaries		1000-1999	15,217,765.83	14,095,812.37	8,317,653.01	14,185,769.95	(89,957.58)	-0.6%
2) Classified Salaries		2000-2999	5,422,750.46	5,019,078.57	2,838,202.62	4,921,507.84	97,570.73	1.9%
3) Employee Benefits		3000-3999	8,369,124.25	8,097,820.02	3,746,122.50	8,013,633.91	84,186.11	1.0%
4) Books and Supplies		4000-4999	1,117,937.90	906,834.71	826,999.93	1,112,905.69	(206,070.98)	-22.7%
5) Services and Other Operating Expenditures		5000-5999	5,436,337.63	6,232,595.19	3,533,117.24	6,343,044.35	(110,449.16)	-1.8%
6) Capital Outlay		6000-6999	92,303.12	92,303.12	17,685.26	114,950.23	(22,647.11)	-24.5%
7) Other Outgo (excluding Transfers of Indirect Costs)		7100-7299 7400-7499	98,901.67	124,764.77	0.00	124,764.77	0.00	0.0%
8) Other Outgo - Transfers of Indirect Costs		7300-7399	0.00	(85,894.32)	(31,089.80)	(91,172.32)	5,278.00	-6.1%
9) TOTAL, EXPENDITURES			35,755,120.86	34,483,314.43	19,248,690.76	34,725,404.42		
<b>C. EXCESS (DEFICIENCY) OF REVENUES OVER EXPENDITURES BEFORE OTHER FINANCING SOURCES AND USES (A5 - B9)</b>			(2,985,702.64)	(1,539,555.62)	13,092,660.48	(1,460,146.68)		
<b>D. OTHER FINANCING SOURCES/USES</b>								
1) Interfund Transfers								
a) Transfers In		8900-8929	370,391.00	370,391.00	0.00	370,391.00	0.00	0.0%
b) Transfers Out		7600-7629	0.00	0.00	0.00	0.00	0.00	0.0%
2) Other Sources/Uses								
a) Sources		8930-8979	0.00	0.00	0.00	0.00	0.00	0.0%
b) Uses		7630-7699	0.00	0.00	0.00	0.00	0.00	0.0%
3) Contributions		8980-8999	0.00	0.00	0.00	0.00	0.00	0.0%
4) TOTAL, OTHER FINANCING SOURCES/USES			370,391.00	370,391.00	0.00	370,391.00		
<b>E. NET INCREASE (DECREASE) IN FUND BALANCE (C + D4)</b>			(2,615,311.64)	(1,169,164.62)	13,092,660.48	(1,089,755.68)		
<b>F. FUND BALANCE, RESERVES</b>								
1) Beginning Fund Balance								
a) As of July 1 - Unaudited		9791	12,885,694.64	12,885,694.64		12,885,694.64	0.00	0.0%
b) Audit Adjustments		9793	0.00	(9,954.00)		(9,954.00)	0.00	0.0%
c) As of July 1 - Audited (F1a + F1b)			12,885,694.64	12,875,740.64		12,875,740.64		
d) Other Restatements		9795	0.00	0.00		0.00	0.00	0.0%
e) Adjusted Beginning Balance (F1c + F1d)			12,885,694.64	12,875,740.64		12,875,740.64		
2) Ending Balance, June 30 (E + F1e)			10,270,383.00	11,706,576.02		11,785,984.96		
Components of Ending Fund Balance								
a) Nonspendable								
Revolving Cash		9711	2,500.00	20.00		20.00		
Stores		9712	0.00	0.00		0.00		
Prepaid Items		9713	0.00	0.00		0.00		
All Others		9719	0.00	0.00		0.00		

Millbrae Elementary  
San Mateo County

2024-25 Second Interim  
General Fund  
Summary - Unrestricted/Restricted  
Revenues, Expenditures, and Changes in Fund Balance

41 68973 0000000  
Form 011  
F82H7C136B(2024-25)

Description	Resource Codes	Object Codes	Original Budget (A)	Board Approved Operating Budget (B)	Actuals To Date (C)	Projected Year Totals (D)	Difference (Col B & D) (E)	% Diff Column B & D (F)
b) Restricted		9740	2,493,084.55	2,573,284.79		2,578,009.53		
c) Committed								
Stabilization Arrangements		9750	0.00	0.00		0.00		
Other Commitments		9760	0.00	0.00		0.00		
d) Assigned								
Other Assignments		9780	6,486,924.69	8,098,771.79		8,166,193.29		
Reserve for Deficit Spending	0000	9780	5,795,081.00					
Reserve per Board Policy	1100	9780	691,843.69					
Reserve for Deficit Spending	0000	9780		4,529,861.24				
Reserve per Board Policy	0000	9780		3,568,910.55				
Reserve for Deficit Spending	0000	9780				3,277,094.53		
Reserve per Board Policy	0000	9780				4,031,295.70		
Reserve per Board Policy	1100	9780				857,803.06		
e) Unassigned/Unappropriated								
Reserve for Economic Uncertainties		9789	1,071,584.22	1,034,499.44		1,041,762.14		
Unassigned/Unappropriated Amount		9790	216,289.54	0.00		0.00		
<b>LCFF SOURCES</b>								
Principal Apportionment								
State Aid - Current Year		8011	16,024,756.00	19,390,152.00	13,237,893.00	19,309,369.00	(80,783.00)	-0.4%
Education Protection Account State Aid - Current Year		8012	6,816,826.00	3,912,079.00	1,956,040.00	3,912,079.00	0.00	0.0%
State Aid - Prior Years		8019	0.00	0.00	0.00	0.00	0.00	0.0%
Tax Relief Subventions								
Homeowners' Exemptions		8021	48,210.00	48,210.00	26,140.47	48,210.00	0.00	0.0%
Timber Yield Tax		8022	0.00	0.00	0.00	0.00	0.00	0.0%
Other Subventions/In-Lieu Taxes		8029	0.00	0.00	0.00	0.00	0.00	0.0%
County & District Taxes								
Secured Roll Taxes		8041	14,872,414.00	14,872,414.00	9,871,177.43	14,872,414.00	0.00	0.0%
Unsecured Roll Taxes		8042	634,624.00	634,624.00	733,486.32	634,624.00	0.00	0.0%
Prior Years' Taxes		8043	(4,058.00)	(4,058.00)	16,850.38	(4,058.00)	0.00	0.0%
Supplemental Taxes		8044	4,591,085.00	4,591,085.00	669,313.63	4,591,085.00	0.00	0.0%
Education Revenue Augmentation Fund (ERAF)		8045	(21,919,160.00)	(21,919,160.00)	0.00	(21,919,160.00)	0.00	0.0%
Community Redevelopment Funds (SB 617/699/1992)		8047	1,776,885.00	1,776,885.00	1,137,544.06	1,776,885.00	0.00	0.0%
Penalties and Interest from Delinquent Taxes		8048	0.00	0.00	0.00	0.00	0.00	0.0%
Miscellaneous Funds (EC 41604)								
Royalties and Bonuses		8081	0.00	0.00	0.00	0.00	0.00	0.0%
Other In-Lieu Taxes		8082	0.00	0.00	0.00	0.00	0.00	0.0%
Less: Non-LCFF								
(50%) Adjustment		8089	0.00	0.00	0.00	0.00	0.00	0.0%
Subtotal, LCFF Sources			22,841,582.00	23,302,231.00	27,648,445.29	23,221,448.00	(80,783.00)	-0.3%
LCFF Transfers								
Unrestricted LCFF								
Transfers - Current Year	0000	8091	0.00	0.00	0.00	0.00	0.00	0.0%
All Other LCFF Transfers - Current Year	All Other	8091	0.00	0.00	0.00	0.00	0.00	0.0%
Transfers to Charter Schools in Lieu of Property Taxes		8096	0.00	0.00	0.00	0.00	0.00	0.0%

Millbrae Elementary  
San Mateo County

2024-25 Second Interim  
General Fund  
Summary - Unrestricted/Restricted  
Revenues, Expenditures, and Changes in Fund Balance

41 68973 0000000  
Form 011  
F82H7C136B(2024-25)

Description	Resource Codes	Object Codes	Original Budget (A)	Board Approved Operating Budget (B)	Actuals To Date (C)	Projected Year Totals (D)	Difference (Col B & D) (E)	% Diff Column B & D (F)
Property Taxes Transfers		8097	1,681,521.03	1,738,927.87	774,058.66	1,738,927.87	0.00	0.0%
LCFF/Revenue Limit Transfers - Prior Years		8099	0.00	0.00	0.00	0.00	0.00	0.0%
TOTAL, LCFF SOURCES			24,523,103.03	25,041,158.87	28,422,503.95	24,960,375.87	(80,783.00)	-0.3%
<b>FEDERAL REVENUE</b>								
Maintenance and Operations		8110	0.00	0.00	0.00	0.00	0.00	0.0%
Special Education Entitlement		8181	402,457.57	405,111.37	40,327.73	405,111.37	0.00	0.0%
Special Education Discretionary Grants		8182	40,144.24	37,719.38	16,520.69	37,719.38	0.00	0.0%
Child Nutrition Programs		8220	0.00	0.00	0.00	0.00	0.00	0.0%
Donated Food Commodities		8221	0.00	0.00	0.00	0.00	0.00	0.0%
Forest Reserve Funds		8260	0.00	0.00	0.00	0.00	0.00	0.0%
Flood Control Funds		8270	0.00	0.00	0.00	0.00	0.00	0.0%
Wildlife Reserve Funds		8280	0.00	0.00	0.00	0.00	0.00	0.0%
FEMA		8281	0.00	0.00	0.00	0.00	0.00	0.0%
Interagency Contracts Between LEAs		8285	0.00	0.00	0.00	0.00	0.00	0.0%
Pass-Through Revenues from Federal Sources		8287	0.00	0.00	0.00	0.00	0.00	0.0%
Title I, Part A, Basic	3010	8290	169,776.00	195,194.00	175,850.00	200,894.00	5,700.00	2.9%
Title I, Part D, Local Delinquent Programs	3025	8290	0.00	0.00	0.00	0.00	0.00	0.0%
Title II, Part A, Supporting Effective Instruction	4035	8290	40,091.00	40,152.00	31,576.00	40,959.00	807.00	2.0%
Title III, Immigrant Student Program	4201	8290	0.00	0.00	0.00	0.00	0.00	0.0%
Title III, English Learner Program	4203	8290	49,540.00	52,100.00	26,050.00	52,100.00	0.00	0.0%
Public Charter Schools Grant Program (PCSGP)	4610	8290	0.00	0.00	0.00	0.00	0.00	0.0%
Every Student Succeeds Act	3040, 3060, 3061, 3110, 3150, 3155, 3182, 4037, 4123, 4124, 4126, 4127, 4128, 5630	8290	12,806.00	12,500.00	6,253.00	12,500.00	0.00	0.0%
Career and Technical Education	3500-3599	8290	0.00	0.00	0.00	0.00	0.00	0.0%
All Other Federal Revenue	All Other	8290	0.00	4,651.97	4,652.57	4,651.97	0.00	0.0%
TOTAL, FEDERAL REVENUE			714,814.81	747,428.72	301,229.99	753,935.72	6,507.00	0.9%
<b>OTHER STATE REVENUE</b>								
Other State Apportionments								
ROC/P Entitlement								
Prior Years	6360	8319	0.00	0.00	0.00	0.00	0.00	0.0%
Special Education Master Plan								
Current Year	6500	8311	0.00	0.00	0.00	0.00	0.00	0.0%
Prior Years	6500	8319	0.00	0.00	0.00	0.00	0.00	0.0%
All Other State Apportionments - Current Year	All Other	8311	0.00	0.00	0.00	0.00	0.00	0.0%
All Other State Apportionments - Prior Years	All Other	8319	0.00	0.00	0.00	0.00	0.00	0.0%
Child Nutrition Programs		8520	0.00	0.00	0.00	0.00	0.00	0.0%
Mandated Costs Reimbursements		8550	75,017.76	75,017.76	75,492.00	75,017.76	0.00	0.0%
Lottery - Unrestricted and Instructional Materials		8560	490,273.53	554,190.00	134,393.82	554,190.00	0.00	0.0%
Tax Relief Subventions								

Millbrae Elementary  
San Mateo County

2024-25 Second Interim  
General Fund  
Summary - Unrestricted/Restricted  
Revenues, Expenditures, and Changes in Fund Balance

41 68973 0000000  
Form 011  
F82H7C136B(2024-25)

Description	Resource Codes	Object Codes	Original Budget (A)	Board Approved Operating Budget (B)	Actuals To Date (C)	Projected Year Totals (D)	Difference (Col B & D) (E)	% Diff Column B & D (F)
Restricted Levies - Other								
Homeowners' Exemptions		8575	0.00	0.00	0.00	0.00	0.00	0.0%
Other Subventions/In-Lieu Taxes		8576	0.00	0.00	0.00	0.00	0.00	0.0%
Pass-Through Revenues from State Sources		8587	0.00	0.00	0.00	0.00	0.00	0.0%
After School Education and Safety (ASES)	6010	8590	142,814.00	152,734.50	7,881.95	152,734.50	0.00	0.0%
Charter School Facility Grant	6030	8590	0.00	0.00	0.00	0.00	0.00	0.0%
Career Technical Education Incentive Grant Program	6387	8590	0.00	0.00	0.00	0.00	0.00	0.0%
Drug/Alcohol/Tobacco Funds	6650, 6690, 6695	8590	3,000.00	0.00	0.00	0.00	0.00	0.0%
California Clean Energy Jobs Act	6230	8590	0.00	0.00	0.00	0.00	0.00	0.0%
Specialized Secondary	7370	8590	0.00	0.00	0.00	0.00	0.00	0.0%
American Indian Early Childhood Education	7210	8590	0.00	0.00	0.00	0.00	0.00	0.0%
All Other State Revenue	All Other	8590	2,905,918.88	2,895,049.75	955,808.51	2,907,454.75	12,405.00	0.4%
TOTAL, OTHER STATE REVENUE			3,617,024.17	3,676,992.01	1,173,576.28	3,689,397.01	12,405.00	0.3%
<b>OTHER LOCAL REVENUE</b>								
Other Local Revenue								
County and District Taxes								
Other Restricted Levies								
Secured Roll		8615	0.00	0.00	0.00	0.00	0.00	0.0%
Unsecured Roll		8616	0.00	0.00	0.00	0.00	0.00	0.0%
Prior Years' Taxes		8617	0.00	0.00	0.00	0.00	0.00	0.0%
Supplemental Taxes		8618	0.00	0.00	0.00	0.00	0.00	0.0%
Non-Ad Valorem Taxes								
Parcel Taxes		8621	812,284.24	812,284.24	486,125.00	812,284.24	0.00	0.0%
Other		8622	0.00	0.00	0.00	0.00	0.00	0.0%
Community Redevelopment Funds Not Subject to LCFF Deduction		8625	182,297.00	0.00	191,389.74	0.00	0.00	0.0%
Penalties and Interest from Delinquent Non-LCFF Taxes		8629	0.00	0.00	0.00	0.00	0.00	0.0%
Sales								
Sale of Equipment/Supplies		8631	0.00	0.00	0.00	0.00	0.00	0.0%
Sale of Publications		8632	0.00	0.00	0.00	0.00	0.00	0.0%
Food Service Sales		8634	0.00	0.00	0.00	0.00	0.00	0.0%
All Other Sales		8639	0.00	0.00	0.00	0.00	0.00	0.0%
Leases and Rentals		8650	495,305.00	421,305.00	175,542.87	291,305.00	(130,000.00)	-30.9%
Interest		8660	511,803.00	511,803.00	340,402.89	650,000.00	138,197.00	27.0%
Net Increase (Decrease) in the Fair Value of Investments		8662	0.00	0.00	0.00	0.00	0.00	0.0%
Fees and Contracts								
Adult Education Fees		8671	0.00	0.00	0.00	0.00	0.00	0.0%
Non-Resident Students		8672	0.00	0.00	0.00	0.00	0.00	0.0%
Transportation Fees From Individuals		8675	0.00	0.00	0.00	0.00	0.00	0.0%
Interagency Services		8677	0.00	0.00	0.00	0.00	0.00	0.0%
Mitigation/Developer Fees		8681	0.00	0.00	0.00	0.00	0.00	0.0%
All Other Fees and Contracts		8689	0.00	0.00	0.00	0.00	0.00	0.0%
Other Local Revenue								

Millbrae Elementary  
San Mateo County

2024-25 Second Interim  
General Fund  
Summary - Unrestricted/Restricted  
Revenues, Expenditures, and Changes in Fund Balance

41 68973 0000000  
Form 011  
F82H7C136B(2024-25)

Description	Resource Codes	Object Codes	Original Budget (A)	Board Approved Operating Budget (B)	Actuals To Date (C)	Projected Year Totals (D)	Difference (Col B & D) (E)	% Diff Column B & D (F)
Plus: Misc Funds Non-LCFF (50%) Adjustment		8691	0.00	0.00	0.00	0.00	0.00	0.0%
Pass-Through Revenues From Local Sources		8697	0.00	0.00	0.00	0.00	0.00	0.0%
All Other Local Revenue		8699	1,912,786.97	1,732,786.97	1,250,580.52	2,107,959.90	375,172.93	21.7%
Tuition		8710	0.00	0.00	0.00	0.00	0.00	0.0%
All Other Transfers In		8781-8783	0.00	0.00	0.00	0.00	0.00	0.0%
Transfers Of Apportionments								
Special Education SELPA Transfers								
From Districts or Charter Schools	6500	8791	0.00	0.00	0.00	0.00	0.00	0.0%
From County Offices	6500	8792	0.00	0.00	0.00	0.00	0.00	0.0%
From JPAs	6500	8793	0.00	0.00	0.00	0.00	0.00	0.0%
ROC/P Transfers								
From Districts or Charter Schools	6360	8791	0.00	0.00	0.00	0.00	0.00	0.0%
From County Offices	6360	8792	0.00	0.00	0.00	0.00	0.00	0.0%
From JPAs	6360	8793	0.00	0.00	0.00	0.00	0.00	0.0%
Other Transfers of Apportionments								
From Districts or Charter Schools	All Other	8791	0.00	0.00	0.00	0.00	0.00	0.0%
From County Offices	All Other	8792	0.00	0.00	0.00	0.00	0.00	0.0%
From JPAs	All Other	8793	0.00	0.00	0.00	0.00	0.00	0.0%
All Other Transfers In from All Others		8799	0.00	0.00	0.00	0.00	0.00	0.0%
TOTAL, OTHER LOCAL REVENUE			3,914,476.21	3,478,179.21	2,444,041.02	3,861,549.14	383,369.93	11.0%
TOTAL, REVENUES			32,769,418.22	32,943,758.81	32,341,351.24	33,265,257.74	321,498.93	1.0%
<b>CERTIFICATED SALARIES</b>								
Certificated Teachers' Salaries		1100	11,313,531.70	10,701,135.91	6,432,590.17	10,771,698.67	(70,562.76)	-0.7%
Certificated Pupil Support Salaries		1200	1,045,465.00	860,228.00	465,003.72	863,375.99	(3,147.99)	-0.4%
Certificated Supervisors' and Administrators' Salaries		1300	1,847,225.13	1,847,225.13	1,006,470.96	1,802,554.96	44,670.17	2.4%
Other Certificated Salaries		1900	1,011,544.00	687,223.33	413,588.16	748,140.33	(60,917.00)	-8.9%
TOTAL, CERTIFICATED SALARIES			15,217,765.83	14,095,812.37	8,317,653.01	14,185,769.95	(89,957.58)	-0.6%
<b>CLASSIFIED SALARIES</b>								
Classified Instructional Salaries		2100	1,632,995.45	1,118,066.31	639,968.88	1,148,615.91	(30,549.60)	-2.7%
Classified Support Salaries		2200	1,214,256.01	1,215,424.81	672,130.52	1,044,371.27	171,053.54	14.1%
Classified Supervisors' and Administrators' Salaries		2300	995,135.00	1,095,223.45	619,313.31	1,109,850.07	(14,626.62)	-1.3%
Clerical, Technical and Office Salaries		2400	1,188,664.00	1,188,664.00	686,795.30	1,210,749.33	(22,085.33)	-1.9%
Other Classified Salaries		2900	391,700.00	401,700.00	219,994.61	407,921.26	(6,221.26)	-1.5%
TOTAL, CLASSIFIED SALARIES			5,422,750.46	5,019,078.57	2,838,202.62	4,921,507.84	97,570.73	1.9%
<b>EMPLOYEE BENEFITS</b>								
STRS		3101-3102	4,193,045.23	3,990,041.52	1,577,959.87	4,047,147.87	(57,106.35)	-1.4%
PERS		3201-3202	1,371,597.91	1,321,795.41	727,205.91	1,287,657.93	34,137.48	2.6%
OASDI/Medicare/Alternative		3301-3302	612,078.32	605,879.89	330,461.43	593,541.38	12,338.51	2.0%
Health and Welfare Benefits		3401-3402	1,452,679.86	1,506,665.54	752,123.76	1,575,080.90	(68,415.36)	-4.5%
Unemployment Insurance		3501-3502	10,206.90	10,502.01	5,462.64	11,359.60	(857.59)	-8.2%
Workers' Compensation		3601-3602	419,516.03	352,935.65	160,231.90	306,418.26	46,517.39	13.2%
OPEB, Allocated		3701-3702	310,000.00	310,000.00	192,019.00	191,675.98	118,324.02	38.2%
OPEB, Active Employees		3751-3752	0.00	0.00	0.00	0.00	0.00	0.0%
Other Employee Benefits		3901-3902	0.00	0.00	657.99	751.99	(751.99)	New

Millbrae Elementary  
San Mateo County

2024-25 Second Interim  
General Fund  
Summary - Unrestricted/Restricted  
Revenues, Expenditures, and Changes in Fund Balance

41 68973 0000000  
Form 011  
F82H7C136B(2024-25)

Description	Resource Codes	Object Codes	Original Budget (A)	Board Approved Operating Budget (B)	Actuals To Date (C)	Projected Year Totals (D)	Difference (Col B & D) (E)	% Diff Column B & D (F)
TOTAL, EMPLOYEE BENEFITS			8,369,124.25	8,097,820.02	3,746,122.50	8,013,633.91	84,186.11	1.0%
<b>BOOKS AND SUPPLIES</b>								
Approved Textbooks and Core Curricula Materials		4100	0.00	0.00	0.00	0.00	0.00	0.0%
Books and Other Reference Materials		4200	0.00	0.00	0.00	0.00	0.00	0.0%
Materials and Supplies		4300	826,210.90	545,305.83	416,119.39	671,470.96	(126,165.13)	-23.1%
Noncapitalized Equipment		4400	291,727.00	361,528.88	410,880.54	441,434.73	(79,905.85)	-22.1%
Food		4700	0.00	0.00	0.00	0.00	0.00	0.0%
TOTAL, BOOKS AND SUPPLIES			1,117,937.90	906,834.71	826,999.93	1,112,905.69	(206,070.98)	-22.7%
<b>SERVICES AND OTHER OPERATING EXPENDITURES</b>								
Subagreements for Services		5100	1,373,543.56	1,266,852.88	591,645.83	1,265,427.88	1,425.00	0.1%
Travel and Conferences		5200	42,860.73	56,551.03	42,490.02	55,063.44	1,487.59	2.6%
Dues and Memberships		5300	42,043.70	42,043.70	43,823.22	44,321.75	(2,278.05)	-5.4%
Insurance		5400-5450	457,397.31	457,397.31	582,771.26	582,771.26	(125,373.95)	-27.4%
Operations and Housekeeping Services		5500	443,840.00	443,840.00	263,124.21	317,609.91	126,230.09	28.4%
Rentals, Leases, Repairs, and Noncapitalized Improvements		5600	0.00	0.00	0.00	0.00	0.00	0.0%
Transfers of Direct Costs		5710	0.00	0.00	0.00	0.00	0.00	0.0%
Transfers of Direct Costs - Interfund		5750	0.00	0.00	0.00	0.00	0.00	0.0%
Professional/Consulting Services and Operating Expenditures		5800	2,936,791.57	3,826,049.51	1,896,026.96	3,928,531.34	(102,481.83)	-2.7%
Communications		5900	139,860.76	139,860.76	113,235.74	149,318.77	(9,458.01)	-6.8%
TOTAL, SERVICES AND OTHER OPERATING EXPENDITURES			5,436,337.63	6,232,595.19	3,533,117.24	6,343,044.35	(110,449.16)	-1.8%
<b>CAPITAL OUTLAY</b>								
Land		6100	0.00	0.00	0.00	0.00	0.00	0.0%
Land Improvements		6170	0.00	0.00	0.00	0.00	0.00	0.0%
Buildings and Improvements of Buildings		6200	69,887.24	69,887.24	0.00	69,887.24	0.00	0.0%
Books and Media for New School Libraries or Major Expansion of School Libraries		6300	0.00	0.00	0.00	0.00	0.00	0.0%
Equipment		6400	22,415.88	22,415.88	17,685.26	45,062.99	(22,647.11)	-101.0%
Equipment Replacement		6500	0.00	0.00	0.00	0.00	0.00	0.0%
Lease Assets		6600	0.00	0.00	0.00	0.00	0.00	0.0%
Subscription Assets		6700	0.00	0.00	0.00	0.00	0.00	0.0%
TOTAL, CAPITAL OUTLAY			92,303.12	92,303.12	17,685.26	114,950.23	(22,647.11)	-24.5%
<b>OTHER OUTGO (excluding Transfers of Indirect Costs)</b>								
Tuition								
Tuition for Instruction Under Interdistrict								
Attendance Agreements		7110	0.00	0.00	0.00	0.00	0.00	0.0%
State Special Schools		7130	0.00	0.00	0.00	0.00	0.00	0.0%
Tuition, Excess Costs, and/or Deficit Payments								
Payments to Districts or Charter Schools		7141	0.00	0.00	0.00	0.00	0.00	0.0%
Payments to County Offices		7142	75,909.67	101,772.77	0.00	101,772.77	0.00	0.0%
Payments to JPAs		7143	0.00	0.00	0.00	0.00	0.00	0.0%
Transfers of Pass-Through Revenues								
To Districts or Charter Schools		7211	0.00	0.00	0.00	0.00	0.00	0.0%

Millbrae Elementary  
San Mateo County

2024-25 Second Interim  
General Fund  
Summary - Unrestricted/Restricted  
Revenues, Expenditures, and Changes in Fund Balance

41 68973 0000000  
Form 011  
F82H7C136B(2024-25)

Description	Resource Codes	Object Codes	Original Budget (A)	Board Approved Operating Budget (B)	Actuals To Date (C)	Projected Year Totals (D)	Difference (Col B & D) (E)	% Diff Column B & D (F)
To County Offices		7212	0.00	0.00	0.00	0.00	0.00	0.0%
To JPAs		7213	0.00	0.00	0.00	0.00	0.00	0.0%
Special Education SELPA Transfers of Apportionments								
To Districts or Charter Schools	6500	7221	0.00	0.00	0.00	0.00	0.00	0.0%
To County Offices	6500	7222	0.00	0.00	0.00	0.00	0.00	0.0%
To JPAs	6500	7223	0.00	0.00	0.00	0.00	0.00	0.0%
ROC/P Transfers of Apportionments								
To Districts or Charter Schools	6360	7221	0.00	0.00	0.00	0.00	0.00	0.0%
To County Offices	6360	7222	0.00	0.00	0.00	0.00	0.00	0.0%
To JPAs	6360	7223	0.00	0.00	0.00	0.00	0.00	0.0%
Other Transfers of Apportionments	All Other	7221-7223	0.00	0.00	0.00	0.00	0.00	0.0%
All Other Transfers		7281-7283	0.00	0.00	0.00	0.00	0.00	0.0%
All Other Transfers Out to All Others		7299	0.00	0.00	0.00	0.00	0.00	0.0%
Debt Service								
Debt Service - Interest		7438	11,261.00	11,261.00	0.00	11,261.00	0.00	0.0%
Other Debt Service - Principal		7439	11,731.00	11,731.00	0.00	11,731.00	0.00	0.0%
TOTAL, OTHER OUTGO (excluding Transfers of Indirect Costs)			98,901.67	124,764.77	0.00	124,764.77	0.00	0.0%
<b>OTHER OUTGO - TRANSFERS OF INDIRECT COSTS</b>								
Transfers of Indirect Costs		7310	0.00	0.00	0.00	0.00		
Transfers of Indirect Costs - Interfund		7350	0.00	(85,894.32)	(31,089.80)	(91,172.32)	5,278.00	-6.1%
TOTAL, OTHER OUTGO - TRANSFERS OF INDIRECT COSTS			0.00	(85,894.32)	(31,089.80)	(91,172.32)	5,278.00	-6.1%
TOTAL, EXPENDITURES			35,755,120.86	34,483,314.43	19,248,690.76	34,725,404.42	(242,089.99)	-0.7%
<b>INTERFUND TRANSFERS</b>								
<b>INTERFUND TRANSFERS IN</b>								
From: Special Reserve Fund		8912	370,391.00	370,391.00	0.00	370,391.00	0.00	0.0%
From: Bond Interest and Redemption Fund		8914	0.00	0.00	0.00	0.00	0.00	0.0%
Other Authorized Interfund Transfers In		8919	0.00	0.00	0.00	0.00	0.00	0.0%
(a) TOTAL, INTERFUND TRANSFERS IN			370,391.00	370,391.00	0.00	370,391.00	0.00	0.0%
<b>INTERFUND TRANSFERS OUT</b>								
To: Child Development Fund		7611	0.00	0.00	0.00	0.00	0.00	0.0%
To: Special Reserve Fund		7612	0.00	0.00	0.00	0.00	0.00	0.0%
To: State School Building Fund/ County School Facilities Fund		7613	0.00	0.00	0.00	0.00	0.00	0.0%
To: Cafeteria Fund		7616	0.00	0.00	0.00	0.00	0.00	0.0%
Other Authorized Interfund Transfers Out		7619	0.00	0.00	0.00	0.00	0.00	0.0%
(b) TOTAL, INTERFUND TRANSFERS OUT			0.00	0.00	0.00	0.00	0.00	0.0%
<b>OTHER SOURCES/USES</b>								
<b>SOURCES</b>								
State Apportionments								
Emergency Apportionments		8931	0.00	0.00	0.00	0.00	0.00	0.0%
Proceeds								
Proceeds from Disposal of Capital Assets		8953	0.00	0.00	0.00	0.00	0.00	0.0%
Other Sources								

Millbrae Elementary  
San Mateo County

2024-25 Second Interim  
General Fund  
Summary - Unrestricted/Restricted  
Revenues, Expenditures, and Changes in Fund Balance

41 68973 0000000  
Form 011  
F82H7C136B(2024-25)

Description	Resource Codes	Object Codes	Original Budget (A)	Board Approved Operating Budget (B)	Actuals To Date (C)	Projected Year Totals (D)	Difference (Col B & D) (E)	% Diff Column B & D (F)
Transfers from Funds of Lapsed/Reorganized LEAs		8965	0.00	0.00	0.00	0.00	0.00	0.0%
Long-Term Debt Proceeds								
Proceeds from Certificates of Participation		8971	0.00	0.00	0.00	0.00	0.00	0.0%
Proceeds from Leases		8972	0.00	0.00	0.00	0.00	0.00	0.0%
Proceeds from Lease Revenue Bonds		8973	0.00	0.00	0.00	0.00	0.00	0.0%
Proceeds from SBITAs		8974	0.00	0.00	0.00	0.00	0.00	0.0%
All Other Financing Sources		8979	0.00	0.00	0.00	0.00	0.00	0.0%
(c) TOTAL, SOURCES			0.00	0.00	0.00	0.00	0.00	0.0%
<b>USES</b>								
Transfers of Funds from Lapsed/Reorganized LEAs		7651	0.00	0.00	0.00	0.00	0.00	0.0%
All Other Financing Uses		7699	0.00	0.00	0.00	0.00	0.00	0.0%
(d) TOTAL, USES			0.00	0.00	0.00	0.00	0.00	0.0%
<b>CONTRIBUTIONS</b>								
Contributions from Unrestricted Revenues		8980	0.00	0.00	0.00	0.00		
Contributions from Restricted Revenues		8990	0.00	0.00	0.00	0.00		
(e) TOTAL, CONTRIBUTIONS			0.00	0.00	0.00	0.00	0.00	0.0%
TOTAL, OTHER FINANCING SOURCES/USES (a - b + c - d + e)			370,391.00	370,391.00	0.00	370,391.00	0.00	0.0%

Millbrae Elementary  
San Mateo County

Second Interim  
General Fund  
Exhibit: Restricted Balance Detail

41 68973 0000000  
Form 01I  
F82H7C136B(2024-25)

Resource	Description	2024-25 Projected Totals
2600	Expanded Learning Opportunities Program	902,831.03
6266	Educator Effectiveness, FY 2021-22	2,982.84
6300	Lottery: Instructional Materials	169,812.47
6537	Special Ed: Learning Recovery Support	.27
6546	Mental Health-Related Services	119,659.80
6547	Special Education Early Intervention Preschool Grant	190,087.00
6762	Arts, Music, and Instructional Materials Discretionary Block Grant	538,526.47
6770	Arts and Music in Schools (AMS)-Funding Guarantee and Accountability Act (Prop 28)	316,288.67
7028	Child Nutrition: Kitchen Infrastructure Upgrade Funds	.57
7032	Child Nutrition: Kitchen Infrastructure and Training Funds - 2022 KIT Funds	105,167.24
7311	Classified School Employee Professional Development Block Grant	3,762.67
9010	Other Restricted Local	228,890.50
Total, Restricted Balance		2,578,009.53

**SACS Web System - SACS V11**

3/12/2025 10:15:47 PM

41-68973-0000000

Second Interim  
Board Approved Operating Budget 2024-25  
**Technical Review Checks**  
Phase - All  
Display - All Technical Checks

**Millbrae Elementary****San Mateo County**

Following is a chart of the various types of technical review checks and related requirements:

**F** - Fatal (Data must be corrected; an explanation is not allowed)

**W/WC** - Warning/Warning with Calculation (If data are not correct, correct the data; if data are correct an explanation is required)

**O** - Informational (If data are not correct, correct the data; if data are correct an explanation is optional, but encouraged)

**IMPORT CHECKS**

**CHECKFUNCTION** - (**Fatal**) - All FUNCTION codes must be valid. **Passed**

**CHECKFUND** - (**Fatal**) - All FUND codes must be valid. **Passed**

**CHECKGOAL** - (**Fatal**) - All GOAL codes must be valid. **Passed**

**CHECKOBJECT** - (**Fatal**) - All OBJECT codes must be valid. **Passed**

**CHECKRESOURCE** - (**Warning**) - All RESOURCE codes must be valid. **Passed**

**CHK-FDXRS7690xOB8590** - (**Fatal**) - Funds 19, 57, 63, 66, 67, and 73 with Object 8590, All Other State Revenue, must be used in combination with Resource 7690, STRS-On Behalf Pension Contributions. **Passed**

**CHK-FUNCTIONxOBJECT** - (**Fatal**) - All FUNCTION and OBJECT account code combinations must be valid. **Passed**

**CHK-FUNDxFUNCTION-A** - (**Warning**) - All FUND (funds 01 through 12, 19, 57, 62, and 73) and FUNCTION account code combinations should be valid. **Passed**

**CHK-FUNDxFUNCTION-B** - (**Fatal**) - All FUND (all funds except for 01 through 12, 19, 57, 62, and 73) and FUNCTION account code combinations must be valid. **Passed**

**CHK-FUNDxGOAL** - (**Warning**) - All FUND and GOAL account code combinations should be valid. **Passed**

**CHK-FUNDxOBJECT** - (**Fatal**) - All FUND and OBJECT account code combinations must be valid. **Passed**

SACS Web System - SACS V11

41-68973-0000000 - Millbrae Elementary - Second Interim - Board Approved Operating Budget 2024-25

3/12/2025 10:15:47 PM

**CHK-FUNDxRESOURCE - (Warning)** - The following combinations for FUND and RESOURCE are invalid. Data should be corrected or narrative must be provided explaining why the exception(s) should be considered appropriate.

**Exception**

ACCOUNT FD - RS - PY - GO - FN - OB	FUND	RESOURCE	VALUE
20-9010-0-0000-0000-9740	20	9010	\$1,927,565.92
Explanation: Approved by SAB waiver on sale of surplus property and is restricted in use as approved by waiver.			
20-9010-0-0000-0000-9791	20	9010	\$1,927,565.92
Explanation: Approved by SAB waiver on sale of surplus property and is restricted in use as approved by waiver.			
20-9010-0-0000-0000-979Z	20	9010	\$1,927,565.92
Explanation: Approved by SAB waiver on sale of surplus property and is restricted in use as approved by waiver.			

**CHK-GOALxFUNCTION-A - (Fatal)** - Goal and Function account code combinations (all goals with expenditure objects 1000-7999 in functions 1000-1999 and 4000-5999) must be valid. NOTE: Functions not included in the GOALxFUNCTION table (0000, 2000-3999, 6000-6999, 7100-7199, 7210, 8000-8999) are not checked and will pass the TRC.

**Passed**

**CHK-GOALxFUNCTION-B - (Fatal)** - General administration costs (functions 7200-7999, except 7210) must be direct-charged to an Undistributed, Nonagency, or County Services to Districts goal (Goal 0000, 7100-7199, or 8600-8699).

**Passed**

**CHK-RES6500XOBJ8091 - (Fatal)** - There is no activity in Resource 6500 (Special Education) with Object 8091 (LCFF Transfers-Current Year) or 8099 (LCFF/Revenue Limit Transfers-Prior Years).

**Passed**

**CHK-RESOURCExOBJECTA - (Warning)** - All RESOURCE and OBJECT (objects 8000 through 9999, except for 9791, 9793, and 9795) account code combinations should be valid.

**Passed**

**CHK-RESOURCExOBJECTB - (Informational)** - All RESOURCE and OBJECT(objects 9791, 9793, and 9795) account code combinations should be valid.

**Passed**

**CHK-RS-LOCAL-DEFINED - (Fatal)** - All locally defined resource codes must roll up to a CDE defined resource code.

**Passed**

**SPECIAL-ED-GOAL - (Fatal)** - Special Education revenue and expenditure transactions (resources 3300-3405, and 6500-6540, objects 1000-8999) must be coded to a Special Education 5000 goal or to Goal 7110, Nonagency-Educational. This technical review check excludes Early Intervening Services resources 3307, 3309, 3312, 3318, and 3332.

**Passed**

## **GENERAL LEDGER CHECKS**

**CEFB-POSITIVE - (Warning)** - Components of Ending Fund Balance/Net Position (objects 9700-9789, 9796, and 9797) must be positive individually by resource, by fund.

**Passed**

**CONTRIB-RESTR-REV - (Warning)** - Contributions from Restricted Revenues (Object 8990) must net to zero by fund.

**Passed**

**CONTRIB-UNREST-REV - (Warning)** - Contributions from Unrestricted Revenues (Object 8980) must net to zero by fund.

**Passed**

**EFB-POSITIVE - (Warning)** - All ending fund balances (Object 979Z) should be positive by resource, by fund.

**Passed**

**EPA-CONTRIB - (Warning)** - There should be no contributions (objects 8980-8999) to the Education Protection Account (Resource 1400).

**Passed**

SACS Web System - SACS V11

41-68973-0000000 - Millbrae Elementary - Second Interim - Board Approved Operating Budget 2024-25

3/12/2025 10:15:47 PM

<b>EXCESS-ASSIGN-REU - (Warning)</b> - Amounts reported in Other Assignments (Object 9780) and/or Reserve for Economic Uncertainties (REU) (Object 9789) should not create a negative amount in Unassigned/Unappropriated (Object 9790) by fund and resource (for all funds except funds 61 through 95).	<b><u>Passed</u></b>
<b>EXP-POSITIVE - (Warning)</b> - Expenditure amounts (objects 1000-7999) should be positive by function, resource, and fund.	<b><u>Passed</u></b>
<b>INTERFD-DIR-COST - (Warning)</b> - Transfers of Direct Costs - Interfund (Object 5750) must net to zero for all funds.	<b><u>Passed</u></b>
<b>INTERFD-IN-OUT - (Warning)</b> - Interfund Transfers In (objects 8910-8929) must equal Interfund Transfers Out (objects 7610-7629).	<b><u>Passed</u></b>
<b>INTERFD-INDIRECT - (Warning)</b> - Transfers of Indirect Costs - Interfund (Object 7350) must net to zero for all funds.	<b><u>Passed</u></b>
<b>INTERFD-INDIRECT-FN - (Warning)</b> - Transfers of Indirect Costs - Interfund (Object 7350) must net to zero by function.	<b><u>Passed</u></b>
<b>INTRA-FD-DIR-COST - (Warning)</b> - Transfers of Direct Costs (Object 5710) must net to zero by fund.	<b><u>Passed</u></b>
<b>INTRA-FD-INDIRECT - (Warning)</b> - Transfers of Indirect Costs (Object 7310) must net to zero by fund.	<b><u>Passed</u></b>
<b>INTRA-FD-INDIRECT-FN - (Warning)</b> - Transfers of Indirect Costs (Object 7310) must net to zero by function.	<b><u>Passed</u></b>
<b>LCFF-TRANSFER - (Warning)</b> - LCFF Transfers (objects 8091 and 8099) must net to zero, individually.	<b><u>Passed</u></b>
<b>LOTTERY-CONTRIB - (Warning)</b> - There should be no contributions (objects 8980-8999) to the lottery (resources 1100 and 6300) or from the Lottery: Instructional Materials (Resource 6300).	<b><u>Passed</u></b>
<b>OBJ-POSITIVE - (Warning)</b> - All applicable objects should have a positive balance by resource, by fund.	<b><u>Passed</u></b>
<b>PASS-THRU-REV=EXP - (Warning)</b> - Pass-through revenues from all sources (objects 8287, 8587, and 8697) should equal transfers of pass-through revenues to other agencies (objects 7211 through 7213, plus 7299 for Resource 3327), by fund and resource.	<b><u>Passed</u></b>
<b>REV-POSITIVE - (Warning)</b> - Revenue amounts exclusive of contributions (objects 8000-8979) should be positive by resource, by fund.	<b><u>Passed</u></b>
<b>RS-NET-POSITION-ZERO - (Fatal)</b> - Restricted Net Position (Object 9797), in unrestricted resources, must be zero, by resource, in funds 61 through 95.	<b><u>Passed</u></b>
<b>SE-PASS-THRU-REVENUE - (Warning)</b> - Transfers of special education pass-through revenues are not reported in the general fund for the Administrative Unit of a Special Education Local Plan Area.	<b><u>Passed</u></b>
<b>UNASSIGNED-NEGATIVE - (Fatal)</b> - Unassigned/Unappropriated balance (Object 9790) must be zero or negative, by resource, in all funds except the general fund and funds 61 through 95.	<b><u>Passed</u></b>
<b>UNR-NET-POSITION-NEG - (Fatal)</b> - Unrestricted Net Position (Object 9790), in restricted resources, must be zero or negative, by resource, in funds 61 through 95.	<b><u>Passed</u></b>

**EXPORT VALIDATION CHECKS**

SACS Web System - SACS V11

41-68973-0000000 - Millbrae Elementary - Second Interim - Board Approved Operating Budget 2024-25

3/12/2025 10:15:47 PM

**CHK-DEPENDENCY - (Fatal)** - If data has changed that affect other forms, the affected forms must be opened and saved.

**Passed**

**CHK-EXTRACTED-DATA-SOURCE - (Warning)** - All forms that extract data from a prior reporting period use the same source extraction submission

**Passed**

**VERSION-CHECK - (Warning)** - All versions are current.

**Passed**

**SACS Web System - SACS V11**

3/12/2025 10:15:24 PM

41-68973-0000000

Second Interim  
Actuals to Date 2024-25  
**Technical Review Checks**

Phase - All  
Display - All Technical Checks

**Millbrae Elementary****San Mateo County**

Following is a chart of the various types of technical review checks and related requirements:

**F** - Fatal (Data must be corrected; an explanation is not allowed)

**W/WC** - Warning/Warning with Calculation (If data are not correct, correct the data; if data are correct an explanation is required)

**O** - Informational (If data are not correct, correct the data; if data are correct an explanation is optional, but encouraged)

**IMPORT CHECKS**

**CHECKFUNCTION** - (**Fatal**) - All FUNCTION codes must be valid. **Passed**

**CHECKFUND** - (**Fatal**) - All FUND codes must be valid. **Passed**

**CHECKGOAL** - (**Fatal**) - All GOAL codes must be valid. **Passed**

**CHECKOBJECT** - (**Fatal**) - All OBJECT codes must be valid. **Passed**

**CHECKRESOURCE** - (**Warning**) - All RESOURCE codes must be valid. **Passed**

**CHK-FDXRS7690xOB8590** - (**Fatal**) - Funds 19, 57, 63, 66, 67, and 73 with Object 8590, All Other State Revenue, must be used in combination with Resource 7690, STRS-On Behalf Pension Contributions. **Passed**

**CHK-FUNCTIONxOBJECT** - (**Fatal**) - All FUNCTION and OBJECT account code combinations must be valid. **Passed**

**CHK-FUNDxFUNCTION-A** - (**Warning**) - All FUND (funds 01 through 12, 19, 57, 62, and 73) and FUNCTION account code combinations should be valid. **Passed**

**CHK-FUNDxFUNCTION-B** - (**Fatal**) - All FUND (all funds except for 01 through 12, 19, 57, 62, and 73) and FUNCTION account code combinations must be valid. **Passed**

**CHK-FUNDxGOAL** - (**Warning**) - All FUND and GOAL account code combinations should be valid. **Passed**

**CHK-FUNDxOBJECT** - (**Fatal**) - All FUND and OBJECT account code combinations must be valid. **Passed**

**CHK-FUNDxRESOURCE** - (**Warning**) - All FUND and RESOURCE account code combinations should be valid. **Passed**

**CHK-GOALxFUNCTION-A** - (**Fatal**) - Goal and Function account code combinations (all goals with expenditure objects 1000-7999 in functions 1000-1999 and 4000-5999) must be valid. NOTE: Functions not included in the GOALxFUNCTION table (0000, 2000-3999, 6000-6999, 7100-7199, 7210, 8000-8999) are not checked and will pass the TRC. **Passed**

**CHK-GOALxFUNCTION-B** - (**Fatal**) - General administration costs (functions 7200-7999, except 7210) must be direct-charged to an Undistributed, Nonagency, or County Services to Districts goal (Goal 0000, 7100-7199, or 8600-8699). **Passed**

SACS Web System - SACS V11

41-68973-0000000 - Millbrae Elementary - Second Interim - Actuals to Date 2024-25

3/12/2025 10:15:24 PM

**CHK-RES6500XOBJ8091 - (Fatal)** - There is no activity in Resource 6500 (Special Education) with Object 8091 (LCFF Transfers-Current Year) or 8099 (LCFF/Revenue Limit Transfers-Prior Years). **Passed**

**CHK-RESOURCExOBJECTA - (Warning)** - All RESOURCE and OBJECT (objects 8000 through 9999, except for 9791, 9793, and 9795) account code combinations should be valid. **Passed**

**CHK-RESOURCExOBJECTB - (Informational)** - All RESOURCE and OBJECT(objects 9791, 9793, and 9795) account code combinations should be valid. **Passed**

**CHK-RS-LOCAL-DEFINED - (Fatal)** - All locally defined resource codes must roll up to a CDE defined resource code. **Passed**

**SPECIAL-ED-GOAL - (Fatal)** - Special Education revenue and expenditure transactions (resources 3300-3405, and 6500-6540, objects 1000-8999) must be coded to a Special Education 5000 goal or to Goal 7110, Nonagency-Educational. This technical review check excludes Early Intervening Services resources 3307, 3309, 3312, 3318, and 3332. **Passed**

## **GENERAL LEDGER CHECKS**

**CONTRIB-RESTR-REV - (Warning)** - Contributions from Restricted Revenues (Object 8990) must net to zero by fund. **Passed**

**CONTRIB-UNREST-REV - (Warning)** - Contributions from Unrestricted Revenues (Object 8980) must net to zero by fund. **Passed**

**EPA-CONTRIB - (Warning)** - There should be no contributions (objects 8980-8999) to the Education Protection Account (Resource 1400). **Passed**

**INTERFD-DIR-COST - (Warning)** - Transfers of Direct Costs - Interfund (Object 5750) must net to zero for all funds. **Passed**

**INTERFD-IN-OUT - (Warning)** - Interfund Transfers In (objects 8910-8929) must equal Interfund Transfers Out (objects 7610-7629). **Passed**

**INTERFD-INDIRECT - (Warning)** - Transfers of Indirect Costs - Interfund (Object 7350) must net to zero for all funds. **Passed**

**INTERFD-INDIRECT-FN - (Warning)** - Transfers of Indirect Costs - Interfund (Object 7350) must net to zero by function. **Passed**

**INTRA-FD-DIR-COST - (Warning)** - Transfers of Direct Costs (Object 5710) must net to zero by fund. **Passed**

**INTRA-FD-INDIRECT - (Warning)** - Transfers of Indirect Costs (Object 7310) must net to zero by fund. **Passed**

**INTRA-FD-INDIRECT-FN - (Warning)** - Transfers of Indirect Costs (Object 7310) must net to zero by function. **Passed**

**LCFF-TRANSFER - (Warning)** - LCFF Transfers (objects 8091 and 8099) must net to zero, individually. **Passed**

**LOTTERY-CONTRIB - (Warning)** - There should be no contributions (objects 8980-8999) to the lottery (resources 1100 and 6300) or from the Lottery: Instructional Materials (Resource 6300). **Passed**

## **EXPORT VALIDATION CHECKS**

SACS Web System - SACS V11

41-68973-0000000 - Millbrae Elementary - Second Interim - Actuals to Date 2024-25

3/12/2025 10:15:24 PM

**CHK-DEPENDENCY - (Fatal)** - If data has changed that affect other forms, the affected forms must be opened and saved.

**Passed**

**CHK-EXTRACTED-DATA-SOURCE - (Warning)** - All forms that extract data from a prior reporting period use the same source extraction submission

**Passed**

**VERSION-CHECK - (Warning)** - All versions are current.

**Passed**

Millbrae Elementary  
San Mateo County

2024-25 Second Interim  
Student Activity Special Revenue Fund  
Revenues, Expenditures, and Changes in Fund Balance

41 68973 0000000  
Form 08I  
F82H7C136B(2024-25)

Description	Resource Codes	Object Codes	Original Budget (A)	Board Approved Operating Budget (B)	Actuals To Date (C)	Projected Year Totals (D)	Difference (Col B & D) (E)	% Diff Column B & D (F)
<b>A. REVENUES</b>								
1) LCFF Sources		8010-8099	0.00	0.00	0.00	0.00	0.00	0.0%
2) Federal Revenue		8100-8299	0.00	0.00	0.00	0.00	0.00	0.0%
3) Other State Revenue		8300-8599	0.00	0.00	0.00	0.00	0.00	0.0%
4) Other Local Revenue		8600-8799	145,000.00	145,000.00	0.00	145,000.00	0.00	0.0%
5) TOTAL, REVENUES			145,000.00	145,000.00	0.00	145,000.00		
<b>B. EXPENDITURES</b>								
1) Certificated Salaries		1000-1999	0.00	0.00	0.00	0.00	0.00	0.0%
2) Classified Salaries		2000-2999	0.00	0.00	0.00	0.00	0.00	0.0%
3) Employee Benefits		3000-3999	0.00	0.00	0.00	0.00	0.00	0.0%
4) Books and Supplies		4000-4999	50,000.00	50,000.00	0.00	50,000.00	0.00	0.0%
5) Services and Other Operating Expenditures		5000-5999	95,000.00	95,000.00	0.00	95,000.00	0.00	0.0%
6) Capital Outlay		6000-6999	0.00	0.00	0.00	0.00	0.00	0.0%
7) Other Outgo (excluding Transfers of Indirect Costs)		7100-7299, 7400-7499	0.00	0.00	0.00	0.00	0.00	0.0%
8) Other Outgo - Transfers of Indirect Costs		7300-7399	0.00	0.00	0.00	0.00	0.00	0.0%
9) TOTAL, EXPENDITURES			145,000.00	145,000.00	0.00	145,000.00		
<b>C. EXCESS (DEFICIENCY) OF REVENUES OVER EXPENSES BEFORE OTHER FINANCING SOURCES AND USES (A5 - B9)</b>			0.00	0.00	0.00	0.00		
<b>D. OTHER FINANCING SOURCES/USES</b>								
1) Interfund Transfers								
a) Transfers In		8900-8929	0.00	0.00	0.00	0.00	0.00	0.0%
b) Transfers Out		7600-7629	0.00	0.00	0.00	0.00	0.00	0.0%
2) Other Sources/Uses								
a) Sources		8930-8979	0.00	0.00	0.00	0.00	0.00	0.0%
b) Uses		7630-7699	0.00	0.00	0.00	0.00	0.00	0.0%
3) Contributions		8980-8999	0.00	0.00	0.00	0.00	0.00	0.0%
4) TOTAL, OTHER FINANCING SOURCES/USES			0.00	0.00	0.00	0.00		
<b>E. NET INCREASE (DECREASE) IN FUND BALANCE (C + D4)</b>			0.00	0.00	0.00	0.00		

Millbrae Elementary  
San Mateo County

2024-25 Second Interim  
Student Activity Special Revenue Fund  
Revenues, Expenditures, and Changes in Fund Balance

41 68973 0000000  
Form 08I  
F82H7C136B(2024-25)

Description	Resource Codes	Object Codes	Original Budget (A)	Board Approved Operating Budget (B)	Actuals To Date (C)	Projected Year Totals (D)	Difference (Col B & D) (E)	% Diff Column B & D (F)
<b>F. FUND BALANCE, RESERVES</b>								
1) Beginning Fund Balance								
a) As of July 1 - Unaudited		9791	119,556.69	119,556.69		119,556.69	0.00	0.0%
b) Audit Adjustments		9793	0.00	0.00		0.00	0.00	0.0%
c) As of July 1 - Audited (F1a + F1b)			119,556.69	119,556.69		119,556.69		
d) Other Restatements		9795	0.00	0.00		0.00	0.00	0.0%
e) Adjusted Beginning Balance (F1c + F1d)			119,556.69	119,556.69		119,556.69		
2) Ending Balance, June 30 (E + F1e)			119,556.69	119,556.69		119,556.69		
Components of Ending Fund Balance								
a) Nonspendable								
Revolving Cash		9711	0.00	0.00		0.00		
Stores		9712	0.00	0.00		0.00		
Prepaid Items		9713	0.00	0.00		0.00		
All Others		9719	0.00	0.00		0.00		
b) Restricted		9740	119,556.69	119,556.69		119,556.69		
c) Committed								
Stabilization Arrangements		9750	0.00	0.00		0.00		
Other Commitments		9760	0.00	0.00		0.00		
d) Assigned								
Other Assignments		9780	0.00	0.00		0.00		
e) Unassigned/Unappropriated								
Reserve for Economic Uncertainties		9789	0.00	0.00		0.00		
Unassigned/Unappropriated Amount		9790	0.00	0.00		0.00		
<b>REVENUES</b>								
Sale of Equipment and Supplies		8631	0.00	0.00	0.00	0.00	0.00	0.0%
All Other Sales		8639	0.00	0.00	0.00	0.00	0.00	0.0%
Interest		8660	0.00	0.00	0.00	0.00	0.00	0.0%
Net Increase (Decrease) in the Fair Value of Investments		8662	0.00	0.00	0.00	0.00	0.00	0.0%
All Other Fees and Contracts		8689	0.00	0.00	0.00	0.00	0.00	0.0%
All Other Local Revenue		8699	145,000.00	145,000.00	0.00	145,000.00	0.00	0.0%
TOTAL, REVENUES			145,000.00	145,000.00	0.00	145,000.00		

Millbrae Elementary  
San Mateo County

2024-25 Second Interim  
Student Activity Special Revenue Fund  
Revenues, Expenditures, and Changes in Fund Balance

41 68973 0000000  
Form 081  
F82H7C136B(2024-25)

Description	Resource Codes	Object Codes	Original Budget (A)	Board Approved Operating Budget (B)	Actuals To Date (C)	Projected Year Totals (D)	Difference (Col B & D) (E)	% Diff Column B & D (F)
<b>CERTIFICATED SALARIES</b>								
Certificated Teachers' Salaries		1100	0.00	0.00	0.00	0.00	0.00	0.0%
Certificated Pupil Support Salaries		1200	0.00	0.00	0.00	0.00	0.00	0.0%
Certificated Supervisors' and Administrators' Salaries		1300	0.00	0.00	0.00	0.00	0.00	0.0%
Other Certificated Salaries		1900	0.00	0.00	0.00	0.00	0.00	0.0%
TOTAL, CERTIFICATED SALARIES			0.00	0.00	0.00	0.00	0.00	0.0%
<b>CLASSIFIED SALARIES</b>								
Classified Instructional Salaries		2100	0.00	0.00	0.00	0.00	0.00	0.0%
Classified Support Salaries		2200	0.00	0.00	0.00	0.00	0.00	0.0%
Classified Supervisors' and Administrators' Salaries		2300	0.00	0.00	0.00	0.00	0.00	0.0%
Clerical, Technical and Office Salaries		2400	0.00	0.00	0.00	0.00	0.00	0.0%
Other Classified Salaries		2900	0.00	0.00	0.00	0.00	0.00	0.0%
TOTAL, CLASSIFIED SALARIES			0.00	0.00	0.00	0.00	0.00	0.0%
<b>EMPLOYEE BENEFITS</b>								
STRS		3101-3102	0.00	0.00	0.00	0.00	0.00	0.0%
PERS		3201-3202	0.00	0.00	0.00	0.00	0.00	0.0%
OASDI/Medicare/Alternative		3301-3302	0.00	0.00	0.00	0.00	0.00	0.0%
Health and Welfare Benefits		3401-3402	0.00	0.00	0.00	0.00	0.00	0.0%
Unemployment Insurance		3501-3502	0.00	0.00	0.00	0.00	0.00	0.0%
Workers' Compensation		3601-3602	0.00	0.00	0.00	0.00	0.00	0.0%
OPEB, Allocated		3701-3702	0.00	0.00	0.00	0.00	0.00	0.0%
OPEB, Active Employees		3751-3752	0.00	0.00	0.00	0.00	0.00	0.0%
Other Employee Benefits		3901-3902	0.00	0.00	0.00	0.00	0.00	0.0%
TOTAL, EMPLOYEE BENEFITS			0.00	0.00	0.00	0.00	0.00	0.0%
<b>BOOKS AND SUPPLIES</b>								
Materials and Supplies		4300	50,000.00	50,000.00	0.00	50,000.00	0.00	0.0%
Noncapitalized Equipment		4400	0.00	0.00	0.00	0.00	0.00	0.0%
TOTAL, BOOKS AND SUPPLIES			50,000.00	50,000.00	0.00	50,000.00	0.00	0.0%
<b>SERVICES AND OTHER OPERATING EXPENDITURES</b>								
Subagreements for Services		5100	0.00	0.00	0.00	0.00	0.00	0.0%
Dues and Memberships		5300	0.00	0.00	0.00	0.00	0.00	0.0%
Insurance		5400-5450	0.00	0.00	0.00	0.00	0.00	0.0%
Rentals, Leases, Repairs, and Noncapitalized Improvements		5600	0.00	0.00	0.00	0.00	0.00	0.0%
Transfers of Direct Costs - Interfund		5750	0.00	0.00	0.00	0.00	0.00	0.0%
Professional/Consulting Services and Operating Expenditures		5800	95,000.00	95,000.00	0.00	95,000.00	0.00	0.0%
Communications		5900	0.00	0.00	0.00	0.00	0.00	0.0%
TOTAL, SERVICES AND OTHER OPERATING EXPENDITURES			95,000.00	95,000.00	0.00	95,000.00	0.00	0.0%
<b>CAPITAL OUTLAY</b>								
Equipment		6400	0.00	0.00	0.00	0.00	0.00	0.0%
Equipment Replacement		6500	0.00	0.00	0.00	0.00	0.00	0.0%
Lease Assets		6600	0.00	0.00	0.00	0.00	0.00	0.0%
Subscription Assets		6700	0.00	0.00	0.00	0.00	0.00	0.0%
TOTAL, CAPITAL OUTLAY			0.00	0.00	0.00	0.00	0.00	0.0%

Millbrae Elementary  
San Mateo County

2024-25 Second Interim  
Student Activity Special Revenue Fund  
Revenues, Expenditures, and Changes in Fund Balance

41 68973 0000000  
Form 08I  
F82H7C136B(2024-25)

Description	Resource Codes	Object Codes	Original Budget (A)	Board Approved Operating Budget (B)	Actuals To Date (C)	Projected Year Totals (D)	Difference (Col B & D) (E)	% Diff Column B & D (F)
<b>OTHER OUTGO - TRANSFERS OF INDIRECT COSTS</b>								
Transfers of Indirect Costs - Interfund		7350	0.00	0.00	0.00	0.00	0.00	0.0%
TOTAL, OTHER OUTGO - TRANSFERS OF INDIRECT COSTS			0.00	0.00	0.00	0.00	0.00	0.0%
TOTAL, EXPENDITURES			145,000.00	145,000.00	0.00	145,000.00		
<b>INTERFUND TRANSFERS</b>								
<b>INTERFUND TRANSFERS IN</b>								
Other Authorized Interfund Transfers In		8919	0.00	0.00	0.00	0.00	0.00	0.0%
(a) TOTAL, INTERFUND TRANSFERS IN			0.00	0.00	0.00	0.00	0.00	0.0%
<b>INTERFUND TRANSFERS OUT</b>								
Other Authorized Interfund Transfers Out		7619	0.00	0.00	0.00	0.00	0.00	0.0%
(b) TOTAL, INTERFUND TRANSFERS OUT			0.00	0.00	0.00	0.00	0.00	0.0%
<b>OTHER SOURCES/USES</b>								
<b>SOURCES</b>								
Proceeds from Disposal of Capital Assets		8953	0.00	0.00	0.00	0.00	0.00	0.0%
Transfers from Funds of Lapsed/Reorganized LEAs		8965	0.00	0.00	0.00	0.00	0.00	0.0%
Proceeds from Leases		8972	0.00	0.00	0.00	0.00	0.00	0.0%
Proceeds from SBITAs		8974	0.00	0.00	0.00	0.00	0.00	0.0%
(c) TOTAL, SOURCES			0.00	0.00	0.00	0.00	0.00	0.0%
<b>USES</b>								
Transfers of Funds from Lapsed/Reorganized LEAs		7651	0.00	0.00	0.00	0.00	0.00	0.0%
(d) TOTAL, USES			0.00	0.00	0.00	0.00	0.00	0.0%
<b>CONTRIBUTIONS</b>								
Contributions from Unrestricted Revenues		8980	0.00	0.00	0.00	0.00	0.00	0.0%
Contributions from Restricted Revenues		8990	0.00	0.00	0.00	0.00	0.00	0.0%
(e) TOTAL, CONTRIBUTIONS			0.00	0.00	0.00	0.00	0.00	0.0%
TOTAL, OTHER FINANCING SOURCES/USES								
(a - b + c - d + e)			0.00	0.00	0.00	0.00		

Millbrae Elementary  
San Mateo County

2024-25 Second Interim  
Student Activity Special Revenue Fund  
Exhibit: Restricted Balance Detail

41 68973 0000000  
Form 08I  
F82H7C136B(2024-25)

Resource	Description	2024-25 Project Year Totals
8210	Student Activity Funds	119,556.69
Total, Restricted Balance		119,556.69

Millbrae Elementary  
San Mateo County

2024-25 Second Interim  
Cafeteria Special Revenue Fund  
Expenditures by Object

41689730000000  
Form 131  
F82H7C136B(2024-25)

Description	Resource Codes	Object Codes	Original Budget (A)	Board Approved Operating Budget (B)	Actuals To Date (C)	Projected Year Totals (D)	Difference (Col B & D) (E)	% Diff Column B & D (F)
<b>A. REVENUES</b>								
1) LCFF Sources		8010-8099	0.00	0.00	0.00	0.00	0.00	0.0%
2) Federal Revenue		8100-8299	476,090.00	478,901.91	172,182.35	478,901.91	0.00	0.0%
3) Other State Revenue		8300-8599	884,284.00	1,000,000.00	362,317.21	1,000,000.00	0.00	0.0%
4) Other Local Revenue		8600-8799	10,078.00	10,078.00	27,403.50	52,945.98	42,867.98	425.4%
5) TOTAL, REVENUES			1,370,452.00	1,488,979.91	561,903.06	1,531,847.89		
<b>B. EXPENDITURES</b>								
1) Certificated Salaries		1000-1999	0.00	0.00	0.00	0.00	0.00	0.0%
2) Classified Salaries		2000-2999	483,417.00	483,417.00	286,359.06	468,312.11	15,104.89	3.1%
3) Employee Benefits		3000-3999	215,505.92	215,505.92	120,038.10	196,185.91	19,320.01	9.0%
4) Books and Supplies		4000-4999	658,673.00	633,413.88	296,087.26	720,064.09	(86,650.21)	-13.7%
5) Services and Other Operating Expenditures		5000-5999	60,964.00	63,486.00	36,374.53	58,698.28	4,787.72	7.5%
6) Capital Outlay		6000-6999	.14	.14	0.00	.14	0.00	0.0%
7) Other Outgo (excluding Transfers of Indirect Costs)		7100-7299,7400-7499	0.00	0.00	0.00	0.00	0.00	0.0%
8) Other Outgo - Transfers of Indirect Costs		7300-7399	0.00	85,894.32	31,089.80	91,172.32	(5,278.00)	-6.1%
9) TOTAL, EXPENDITURES			1,418,560.06	1,481,717.26	769,948.75	1,534,432.85		
<b>C. EXCESS (DEFICIENCY) OF REVENUES OVER EXPENDITURES BEFORE OTHER FINANCING SOURCES AND USES (A5 - B9)</b>			(48,108.06)	7,262.65	(208,045.69)	(2,584.96)		
<b>D. OTHER FINANCING SOURCES/USES</b>								
1) Interfund Transfers								
a) Transfers In		8900-8929	0.00	0.00	0.00	0.00	0.00	0.0%
b) Transfers Out		7600-7629	0.00	0.00	0.00	0.00	0.00	0.0%
2) Other Sources/Uses								
a) Sources		8930-8979	0.00	0.00	0.00	0.00	0.00	0.0%
b) Uses		7630-7699	0.00	0.00	0.00	0.00	0.00	0.0%
3) Contributions		8980-8999	0.00	0.00	0.00	0.00	0.00	0.0%
4) TOTAL, OTHER FINANCING SOURCES/USES			0.00	0.00	0.00	0.00		
<b>E. NET INCREASE (DECREASE) IN FUND BALANCE (C + D4)</b>			(48,108.06)	7,262.65	(208,045.69)	(2,584.96)		
<b>F. FUND BALANCE, RESERVES</b>								
1) Beginning Fund Balance								
a) As of July 1 - Unaudited		9791	1,609,548.52	1,609,548.52		1,609,548.52	0.00	0.0%
b) Audit Adjustments		9793	0.00	0.00		0.00	0.00	0.0%
c) As of July 1 - Audited (F1a + F1b)			1,609,548.52	1,609,548.52		1,609,548.52		
d) Other Restatements		9795	0.00	0.00		0.00	0.00	0.0%
e) Adjusted Beginning Balance (F1c + F1d)			1,609,548.52	1,609,548.52		1,609,548.52		
2) Ending Balance, June 30 (E + F1e)			1,561,440.46	1,616,811.17		1,606,963.56		
Components of Ending Fund Balance								
a) Nonspendable								
Revolving Cash		9711	0.00	0.00		0.00		
Stores		9712	0.00	0.00		0.00		
Prepaid Items		9713	0.00	0.00		0.00		
All Others		9719	0.00	0.00		0.00		
b) Restricted		9740	1,561,440.46	1,616,811.17		1,571,963.56		
c) Committed								
Stabilization Arrangements		9750	0.00	0.00		0.00		
Other Commitments		9760	0.00	0.00		0.00		
d) Assigned								

Millbrae Elementary  
San Mateo County

2024-25 Second Interim  
Cafeteria Special Revenue Fund  
Expenditures by Object

41689730000000  
Form 131  
F82H7C136B(2024-25)

Description	Resource Codes	Object Codes	Original Budget (A)	Board Approved Operating Budget (B)	Actuals To Date (C)	Projected Year Totals (D)	Difference (Col B & D) (E)	% Diff Column B & D (F)
Other Assignments		9780	0.00	0.00		35,000.00		
e) Unassigned/Unappropriated								
Reserve for Economic Uncertainties		9789	0.00	0.00		0.00		
Unassigned/Unappropriated Amount		9790	0.00	0.00		0.00		
<b>FEDERAL REVENUE</b>								
Child Nutrition Programs		8220	476,090.00	478,901.91	172,182.35	478,901.91	0.00	0.0%
Donated Food Commodities		8221	0.00	0.00	0.00	0.00	0.00	0.0%
All Other Federal Revenue		8290	0.00	0.00	0.00	0.00	0.00	0.0%
TOTAL, FEDERAL REVENUE			476,090.00	478,901.91	172,182.35	478,901.91	0.00	0.0%
<b>OTHER STATE REVENUE</b>								
Child Nutrition Programs		8520	884,284.00	1,000,000.00	362,317.21	1,000,000.00	0.00	0.0%
All Other State Revenue		8590	0.00	0.00	0.00	0.00	0.00	0.0%
TOTAL, OTHER STATE REVENUE			884,284.00	1,000,000.00	362,317.21	1,000,000.00	0.00	0.0%
<b>OTHER LOCAL REVENUE</b>								
Sales								
Sale of Equipment/Supplies		8631	0.00	0.00	0.00	0.00	0.00	0.0%
Food Service Sales		8634	0.00	0.00	0.00	0.00	0.00	0.0%
Leases and Rentals		8650	0.00	0.00	0.00	0.00	0.00	0.0%
Interest		8660	9,278.00	9,278.00	26,788.44	52,145.98	42,867.98	462.0%
Net Increase (Decrease) in the Fair Value of Investments		8662	0.00	0.00	0.00	0.00	0.00	0.0%
Fees and Contracts								
Interagency Services		8677	0.00	0.00	0.00	0.00	0.00	0.0%
Other Local Revenue								
All Other Local Revenue		8699	800.00	800.00	615.06	800.00	0.00	0.0%
TOTAL, OTHER LOCAL REVENUE			10,078.00	10,078.00	27,403.50	52,945.98	42,867.98	425.4%
TOTAL, REVENUES			1,370,452.00	1,488,979.91	561,903.06	1,531,847.89		
<b>CERTIFICATED SALARIES</b>								
Certificated Supervisors' and Administrators' Salaries		1300	0.00	0.00	0.00	0.00	0.00	0.0%
Other Certificated Salaries		1900	0.00	0.00	0.00	0.00	0.00	0.0%
TOTAL, CERTIFICATED SALARIES			0.00	0.00	0.00	0.00	0.00	0.0%
<b>CLASSIFIED SALARIES</b>								
Classified Support Salaries		2200	293,960.00	293,960.00	174,333.84	275,855.11	18,104.89	6.2%
Classified Supervisors' and Administrators' Salaries		2300	174,945.00	174,945.00	102,051.25	174,945.00	0.00	0.0%
Clerical, Technical and Office Salaries		2400	14,512.00	14,512.00	9,973.97	17,512.00	(3,000.00)	-20.7%
Other Classified Salaries		2900	0.00	0.00	0.00	0.00	0.00	0.0%
TOTAL, CLASSIFIED SALARIES			483,417.00	483,417.00	286,359.06	468,312.11	15,104.89	3.1%
<b>EMPLOYEE BENEFITS</b>								
STRS		3101-3102	0.00	0.00	0.00	0.00	0.00	0.0%
PERS		3201-3202	126,839.00	126,839.00	72,671.33	118,655.98	8,183.02	6.5%
OASDI/Medicare/Alternative		3301-3302	37,017.00	37,017.00	21,454.97	34,899.50	2,117.50	5.7%
Health and Welfare Benefits		3401-3402	41,299.92	41,299.92	21,592.27	35,645.37	5,654.55	13.7%
Unemployment Insurance		3501-3502	242.00	242.00	142.37	230.16	11.84	4.9%
Workers' Compensation		3601-3602	10,108.00	10,108.00	4,177.16	6,754.90	3,353.10	33.2%
OPEB, Allocated		3701-3702	0.00	0.00	0.00	0.00	0.00	0.0%
OPEB, Active Employees		3751-3752	0.00	0.00	0.00	0.00	0.00	0.0%
Other Employee Benefits		3901-3902	0.00	0.00	0.00	0.00	0.00	0.0%
TOTAL, EMPLOYEE BENEFITS			215,505.92	215,505.92	120,038.10	196,185.91	19,320.01	9.0%
<b>BOOKS AND SUPPLIES</b>								
Books and Other Reference Materials		4200	0.00	0.00	0.00	0.00	0.00	0.0%

Millbrae Elementary  
San Mateo County

2024-25 Second Interim  
Cafeteria Special Revenue Fund  
Expenditures by Object

41689730000000  
Form 131  
F82H7C136B(2024-25)

Description	Resource Codes	Object Codes	Original Budget (A)	Board Approved Operating Budget (B)	Actuals To Date (C)	Projected Year Totals (D)	Difference (Col B & D) (E)	% Diff Column B & D (F)
Materials and Supplies		4300	32,500.00	32,500.00	25,630.35	82,145.98	(49,645.98)	-152.8%
Noncapitalized Equipment		4400	0.00	0.00	0.00	0.00	0.00	0.0%
Food		4700	626,173.00	600,913.88	270,456.91	637,918.11	(37,004.23)	-6.2%
TOTAL, BOOKS AND SUPPLIES			658,673.00	633,413.88	296,087.26	720,064.09	(86,650.21)	-13.7%
<b>SERVICES AND OTHER OPERATING EXPENDITURES</b>								
Subagreements for Services		5100	0.00	0.00	0.00	0.00	0.00	0.0%
Travel and Conferences		5200	2,250.00	2,250.00	1,266.91	1,266.91	983.09	43.7%
Dues and Memberships		5300	2,350.00	2,350.00	2,061.64	2,061.64	288.36	12.3%
Insurance		5400-5450	0.00	0.00	0.00	0.00	0.00	0.0%
Operations and Housekeeping Services		5500	0.00	0.00	7,867.98	7,867.98	(7,867.98)	New
Rentals, Leases, Repairs, and Noncapitalized Improvements		5600	0.00	0.00	0.00	0.00	0.00	0.0%
Transfers of Direct Costs		5710	0.00	0.00	0.00	0.00	0.00	0.0%
Transfers of Direct Costs - Interfund		5750	0.00	0.00	0.00	0.00	0.00	0.0%
Professional/Consulting Services and								
Operating Expenditures		5800	55,884.00	58,406.00	24,898.00	47,221.75	11,184.25	19.1%
Communications		5900	480.00	480.00	280.00	280.00	200.00	41.7%
TOTAL, SERVICES AND OTHER OPERATING EXPENDITURES			60,964.00	63,486.00	36,374.53	58,698.28	4,787.72	7.5%
<b>CAPITAL OUTLAY</b>								
Buildings and Improvements of Buildings		6200	0.00	0.00	0.00	0.00	0.00	0.0%
Equipment		6400	.14	.14	0.00	.14	0.00	0.0%
Equipment Replacement		6500	0.00	0.00	0.00	0.00	0.00	0.0%
Lease Assets		6600	0.00	0.00	0.00	0.00	0.00	0.0%
Subscription Assets		6700	0.00	0.00	0.00	0.00	0.00	0.0%
TOTAL, CAPITAL OUTLAY			.14	.14	0.00	.14	0.00	0.0%
<b>OTHER OUTGO (excluding Transfers of Indirect Costs)</b>								
Debt Service								
Debt Service - Interest		7438	0.00	0.00	0.00	0.00	0.00	0.0%
Other Debt Service - Principal		7439	0.00	0.00	0.00	0.00	0.00	0.0%
TOTAL, OTHER OUTGO (excluding Transfers of Indirect Costs)			0.00	0.00	0.00	0.00	0.00	0.0%
<b>OTHER OUTGO - TRANSFERS OF INDIRECT COSTS</b>								
Transfers of Indirect Costs - Interfund		7350	0.00	85,894.32	31,089.80	91,172.32	(5,278.00)	-6.1%
TOTAL, OTHER OUTGO - TRANSFERS OF INDIRECT COSTS			0.00	85,894.32	31,089.80	91,172.32	(5,278.00)	-6.1%
TOTAL, EXPENDITURES			1,418,560.06	1,481,717.26	769,948.75	1,534,432.85		
<b>INTERFUND TRANSFERS</b>								
<b>INTERFUND TRANSFERS IN</b>								
From: General Fund		8916	0.00	0.00	0.00	0.00	0.00	0.0%
Other Authorized Interfund Transfers In		8919	0.00	0.00	0.00	0.00	0.00	0.0%
(a) TOTAL, INTERFUND TRANSFERS IN			0.00	0.00	0.00	0.00	0.00	0.0%
<b>INTERFUND TRANSFERS OUT</b>								
Other Authorized Interfund Transfers Out		7619	0.00	0.00	0.00	0.00	0.00	0.0%
(b) TOTAL, INTERFUND TRANSFERS OUT			0.00	0.00	0.00	0.00	0.00	0.0%
<b>OTHER SOURCES/USES</b>								
<b>SOURCES</b>								
Other Sources								
Transfers from Funds of Lapsed/Reorganized LEAs		8965	0.00	0.00	0.00	0.00	0.00	0.0%
Long-Term Debt Proceeds								
Proceeds from Leases		8972	0.00	0.00	0.00	0.00	0.00	0.0%
Proceeds from SBITAs		8974	0.00	0.00	0.00	0.00	0.00	0.0%
All Other Financing Sources		8979	0.00	0.00	0.00	0.00	0.00	0.0%
(c) TOTAL, SOURCES			0.00	0.00	0.00	0.00	0.00	0.0%

Millbrae Elementary  
San Mateo County

2024-25 Second Interim  
Cafeteria Special Revenue Fund  
Expenditures by Object

41689730000000  
Form 131  
F82H7C136B(2024-25)

Description	Resource Codes	Object Codes	Original Budget (A)	Board Approved Operating Budget (B)	Actuals To Date (C)	Projected Year Totals (D)	Difference (Col B & D) (E)	% Diff Column B & D (F)
<b>USES</b>								
Transfers of Funds from Lapsed/Reorganized LEAs		7651	0.00	0.00	0.00	0.00	0.00	0.0%
All Other Financing Uses		7699	0.00	0.00	0.00	0.00	0.00	0.0%
(d) TOTAL, USES			0.00	0.00	0.00	0.00	0.00	0.0%
<b>CONTRIBUTIONS</b>								
Contributions from Unrestricted Revenues		8980	0.00	0.00	0.00	0.00	0.00	0.0%
Contributions from Restricted Revenues		8990	0.00	0.00	0.00	0.00	0.00	0.0%
(e) TOTAL, CONTRIBUTIONS			0.00	0.00	0.00	0.00	0.00	0.0%
TOTAL, OTHER FINANCING SOURCES/USES								
(a - b + c - d + e)			0.00	0.00	0.00	0.00		

Millbrae Elementary  
San Mateo County

2024-25 Second Interim  
Cafeteria Special Revenue Fund  
Restricted Detail

41689730000000  
Form 13I  
F82H7C136B(2024-25)

Resource	Description	2024-25 Projected Totals
5310	Child Nutrition: School Programs (e.g., School Lunch, School Breakfast, Milk, Pregnant & Lactating Students)	1,351,308.13
5320	Child Nutrition: Child Care Food Program (CCFP) Claims-Centers and Family Day Care Homes (Meal Reimbursements)	122,480.75
5466	Child Nutrition: Supply Chain Assistance (SCA) Funds	26,711.97
7033	Child Nutrition: School Food Best Practices Apportionment	71,462.71
Total, Restricted Balance		1,571,963.56

Millbrae Elementary  
San Mateo County

2024-25 Second Interim  
Special Reserve Fund for Other Than Capital Outlay Projects  
Expenditures by Object

41689730000000  
Form 171  
F82H7C136B(2024-25)

Description	Resource Codes	Object Codes	Original Budget (A)	Board Approved Operating Budget (B)	Actuals To Date (C)	Projected Year Totals (D)	Difference (Col B & D) (E)	% Diff Column B & D (F)
<b>A. REVENUES</b>								
1) LCFF Sources		8010-8099	0.00	0.00	0.00	0.00	0.00	0.0%
2) Federal Revenue		8100-8299	0.00	0.00	0.00	0.00	0.00	0.0%
3) Other State Revenue		8300-8599	0.00	0.00	0.00	0.00	0.00	0.0%
4) Other Local Revenue		8600-8799	30,000.00	30,000.00	18,268.41	30,000.00	0.00	0.0%
5) TOTAL, REVENUES			30,000.00	30,000.00	18,268.41	30,000.00		
<b>B. EXPENDITURES</b>								
1) Certificated Salaries		1000-1999	0.00	0.00	0.00	0.00	0.00	0.0%
2) Classified Salaries		2000-2999	0.00	0.00	0.00	0.00	0.00	0.0%
3) Employee Benefits		3000-3999	0.00	0.00	0.00	0.00	0.00	0.0%
4) Books and Supplies		4000-4999	0.00	0.00	0.00	0.00	0.00	0.0%
5) Services and Other Operating Expenditures		5000-5999	0.00	0.00	0.00	0.00	0.00	0.0%
6) Capital Outlay		6000-6999	0.00	0.00	0.00	0.00	0.00	0.0%
7) Other Outgo (excluding Transfers of Indirect Costs)		7100-7299,7400-7499	0.00	0.00	0.00	0.00	0.00	0.0%
8) Other Outgo - Transfers of Indirect Costs		7300-7399	0.00	0.00	0.00	0.00	0.00	0.0%
9) TOTAL, EXPENDITURES			0.00	0.00	0.00	0.00		
<b>C. EXCESS (DEFICIENCY) OF REVENUES OVER EXPENDITURES BEFORE OTHER FINANCING SOURCES AND USES (A5 - B9)</b>			30,000.00	30,000.00	18,268.41	30,000.00		
<b>D. OTHER FINANCING SOURCES/USES</b>								
1) Interfund Transfers								
a) Transfers In		8900-8929	0.00	0.00	0.00	0.00	0.00	0.0%
b) Transfers Out		7600-7629	0.00	0.00	0.00	0.00	0.00	0.0%
2) Other Sources/Uses								
a) Sources		8930-8979	0.00	0.00	0.00	0.00	0.00	0.0%
b) Uses		7630-7699	0.00	0.00	0.00	0.00	0.00	0.0%
3) Contributions		8980-8999	0.00	0.00	0.00	0.00	0.00	0.0%
4) TOTAL, OTHER FINANCING SOURCES/USES			0.00	0.00	0.00	0.00		
<b>E. NET INCREASE (DECREASE) IN FUND BALANCE (C + D4)</b>			30,000.00	30,000.00	18,268.41	30,000.00		
<b>F. FUND BALANCE, RESERVES</b>								
1) Beginning Fund Balance								
a) As of July 1 - Unaudited		9791	948,458.34	948,458.34		948,458.34	0.00	0.0%
b) Audit Adjustments		9793	0.00	0.00		0.00	0.00	0.0%
c) As of July 1 - Audited (F1a + F1b)			948,458.34	948,458.34		948,458.34		
d) Other Restatements		9795	0.00	0.00		0.00	0.00	0.0%
e) Adjusted Beginning Balance (F1c + F1d)			948,458.34	948,458.34		948,458.34		
2) Ending Balance, June 30 (E + F1e)			978,458.34	978,458.34		978,458.34		
Components of Ending Fund Balance								
a) Nonspendable								
Revolving Cash		9711	0.00	0.00		0.00		
Stores		9712	0.00	0.00		0.00		
Prepaid Items		9713	0.00	0.00		0.00		
All Others		9719	0.00	0.00		0.00		
b) Restricted		9740	0.00	0.00		0.00		
c) Committed								
Stabilization Arrangements		9750	0.00	0.00		0.00		
Other Commitments		9760	0.00	0.00		0.00		
d) Assigned								
Other Assignments		9780	978,458.34	978,458.34		978,458.34		

Millbrae Elementary  
San Mateo County

2024-25 Second Interim  
Special Reserve Fund for Other Than Capital Outlay Projects  
Expenditures by Object

41689730000000  
Form 171  
F82H7C136B(2024-25)

Description	Resource Codes	Object Codes	Original Budget (A)	Board Approved Operating Budget (B)	Actuals To Date (C)	Projected Year Totals (D)	Difference (Col B & D) (E)	% Diff Column B & D (F)
e) Unassigned/Unappropriated								
Reserve for Economic Uncertainties		9789	0.00	0.00		0.00		
Unassigned/Unappropriated Amount		9790	0.00	0.00		0.00		
<b>OTHER LOCAL REVENUE</b>								
Sales								
Sale of Equipment/Supplies		8631	0.00	0.00	0.00	0.00	0.00	0.0%
Interest		8660	30,000.00	30,000.00	18,268.41	30,000.00	0.00	0.0%
Net Increase (Decrease) in the Fair Value of Investments		8662	0.00	0.00	0.00	0.00	0.00	0.0%
TOTAL, OTHER LOCAL REVENUE			30,000.00	30,000.00	18,268.41	30,000.00	0.00	0.0%
TOTAL, REVENUES			30,000.00	30,000.00	18,268.41	30,000.00		
<b>INTERFUND TRANSFERS</b>								
<b>INTERFUND TRANSFERS IN</b>								
From: General Fund/CSSF		8912	0.00	0.00	0.00	0.00	0.00	0.0%
Other Authorized Interfund Transfers In		8919	0.00	0.00	0.00	0.00	0.00	0.0%
(a) TOTAL, INTERFUND TRANSFERS IN			0.00	0.00	0.00	0.00	0.00	0.0%
<b>INTERFUND TRANSFERS OUT</b>								
To: General Fund/CSSF		7612	0.00	0.00	0.00	0.00	0.00	0.0%
To: State School Building Fund/County School Facilities Fund		7613	0.00	0.00	0.00	0.00	0.00	0.0%
Other Authorized Interfund Transfers Out		7619	0.00	0.00	0.00	0.00	0.00	0.0%
(b) TOTAL, INTERFUND TRANSFERS OUT			0.00	0.00	0.00	0.00	0.00	0.0%
<b>OTHER SOURCES/USES</b>								
<b>SOURCES</b>								
Other Sources								
Transfers from Funds of Lapsed/Reorganized LEAs		8965	0.00	0.00	0.00	0.00	0.00	0.0%
(c) TOTAL, SOURCES			0.00	0.00	0.00	0.00	0.00	0.0%
<b>USES</b>								
Transfers of Funds from Lapsed/Reorganized LEAs		7651	0.00	0.00	0.00	0.00	0.00	0.0%
(d) TOTAL, USES			0.00	0.00	0.00	0.00	0.00	0.0%
<b>CONTRIBUTIONS</b>								
Contributions from Restricted Revenues		8990	0.00	0.00	0.00	0.00	0.00	0.0%
(e) TOTAL, CONTRIBUTIONS			0.00	0.00	0.00	0.00	0.00	0.0%
TOTAL, OTHER FINANCING SOURCES/USES								
(a - b + c - d + e)			0.00	0.00	0.00	0.00		

Millbrae Elementary  
San Mateo County

2024-25 Second Interim  
Special Reserve Fund for Other Than Capital Outlay Projects  
Restricted Detail

41689730000000  
Form 171  
F82H7C136B(2024-25)

Resource	Description	2024-25 Projected Totals
Total, Restricted Balance		0.00

Millbrae Elementary  
San Mateo County

2024-25 Second Interim  
Foundation Special Revenue Fund  
Expenditures by Object

41689730000000  
Form 191  
F82H7C136B(2024-25)

Description	Resource Codes	Object Codes	Original Budget (A)	Board Approved Operating Budget (B)	Actuals To Date (C)	Projected Year Totals (D)	Difference (Col B & D) (E)	% Diff Column B & D (F)
<b>A. REVENUES</b>								
1) LCFF Sources		8010-8099	0.00	0.00	0.00	0.00	0.00	0.0%
2) Federal Revenue		8100-8299	0.00	0.00	0.00	0.00	0.00	0.0%
3) Other State Revenue		8300-8599	0.00	0.00	0.00	0.00	0.00	0.0%
4) Other Local Revenue		8600-8799	1,500.00	1,500.00	1,018.53	1,500.00	0.00	0.0%
5) TOTAL, REVENUES			1,500.00	1,500.00	1,018.53	1,500.00		
<b>B. EXPENDITURES</b>								
1) Certificated Salaries		1000-1999	0.00	0.00	0.00	0.00	0.00	0.0%
2) Classified Salaries		2000-2999	0.00	0.00	0.00	0.00	0.00	0.0%
3) Employee Benefits		3000-3999	0.00	0.00	0.00	0.00	0.00	0.0%
4) Books and Supplies		4000-4999	0.00	0.00	0.00	0.00	0.00	0.0%
5) Services and Other Operating Expenditures		5000-5999	0.00	0.00	0.00	0.00	0.00	0.0%
6) Capital Outlay		6000-6999	0.00	0.00	0.00	0.00	0.00	0.0%
7) Other Outgo (excluding Transfers of Indirect Costs)		7100-7299, 7400-7499	0.00	0.00	0.00	0.00	0.00	0.0%
8) Other Outgo - Transfers of Indirect Costs		7300-7399	0.00	0.00	0.00	0.00	0.00	0.0%
9) TOTAL, EXPENDITURES			0.00	0.00	0.00	0.00		
<b>C. EXCESS (DEFICIENCY) OF REVENUES OVER EXPENDITURES BEFORE OTHER FINANCING SOURCES AND USES (A5 - B9)</b>			1,500.00	1,500.00	1,018.53	1,500.00		
<b>D. OTHER FINANCING SOURCES/USES</b>								
1) Interfund Transfers								
a) Transfers In		8900-8929	0.00	0.00	0.00	0.00	0.00	0.0%
b) Transfers Out		7600-7629	0.00	0.00	0.00	0.00	0.00	0.0%
2) Other Sources/Uses								
a) Sources		8930-8979	0.00	0.00	0.00	0.00	0.00	0.0%
b) Uses		7630-7699	0.00	0.00	0.00	0.00	0.00	0.0%
3) Contributions		8980-8999	0.00	0.00	0.00	0.00	0.00	0.0%
4) TOTAL, OTHER FINANCING SOURCES/USES			0.00	0.00	0.00	0.00		
<b>E. NET INCREASE (DECREASE) IN FUND BALANCE (C + D4)</b>			1,500.00	1,500.00	1,018.53	1,500.00		
<b>F. FUND BALANCE, RESERVES</b>								
1) Beginning Fund Balance								
a) As of July 1 - Unaudited		9791	52,880.00	52,880.00		52,880.00	0.00	0.0%
b) Audit Adjustments		9793	0.00	0.00		0.00	0.00	0.0%
c) As of July 1 - Audited (F1a + F1b)			52,880.00	52,880.00		52,880.00		
d) Other Restatements		9795	0.00	0.00		0.00	0.00	0.0%
e) Adjusted Beginning Balance (F1c + F1d)			52,880.00	52,880.00		52,880.00		
2) Ending Balance, June 30 (E + F1e)			54,380.00	54,380.00		54,380.00		
Components of Ending Fund Balance								
a) Nonspendable								
Revolving Cash		9711	0.00	0.00		0.00		
Stores		9712	0.00	0.00		0.00		
Prepaid Items		9713	0.00	0.00		0.00		
All Others		9719	0.00	0.00		0.00		
b) Restricted		9740	54,380.00	54,380.00		54,380.00		
c) Committed								
Stabilization Arrangements		9750	0.00	0.00		0.00		
Other Commitments		9760	0.00	0.00		0.00		
d) Assigned								
Other Assignments		9780	0.00	0.00		0.00		

Millbrae Elementary  
San Mateo County

2024-25 Second Interim  
Foundation Special Revenue Fund  
Expenditures by Object

41689730000000  
Form 191  
F82H7C136B(2024-25)

Description	Resource Codes	Object Codes	Original Budget (A)	Board Approved Operating Budget (B)	Actuals To Date (C)	Projected Year Totals (D)	Difference (Col B & D) (E)	% Diff Column B & D (F)
e) Unassigned/Unappropriated								
Reserve for Economic Uncertainties		9789	0.00	0.00		0.00		
Unassigned/Unappropriated Amount		9790	0.00	0.00		0.00		
<b>OTHER STATE REVENUE</b>								
STRS On-Behalf Pension Contributions	7690	8590	0.00	0.00	0.00	0.00	0.00	0.0%
All Other State Revenue	All Other	8590	0.00	0.00	0.00	0.00	0.00	0.0%
TOTAL, OTHER STATE REVENUE			0.00	0.00	0.00	0.00	0.00	0.0%
<b>OTHER LOCAL REVENUE</b>								
Sales								
Sale of Equipment/Supplies		8631	0.00	0.00	0.00	0.00	0.00	0.0%
Interest		8660	1,500.00	1,500.00	1,018.53	1,500.00	0.00	0.0%
Net Increase (Decrease) in the Fair Value of Investments		8662	0.00	0.00	0.00	0.00	0.00	0.0%
Other Local Revenue								
All Other Local Revenue		8699	0.00	0.00	0.00	0.00	0.00	0.0%
TOTAL, OTHER LOCAL REVENUE			1,500.00	1,500.00	1,018.53	1,500.00	0.00	0.0%
TOTAL, REVENUES			1,500.00	1,500.00	1,018.53	1,500.00		
<b>CERTIFICATED SALARIES</b>								
Certificated Teachers' Salaries		1100	0.00	0.00	0.00	0.00	0.00	0.0%
Certificated Pupil Support Salaries		1200	0.00	0.00	0.00	0.00	0.00	0.0%
Certificated Supervisors' and Administrators' Salaries		1300	0.00	0.00	0.00	0.00	0.00	0.0%
Other Certificated Salaries		1900	0.00	0.00	0.00	0.00	0.00	0.0%
TOTAL, CERTIFICATED SALARIES			0.00	0.00	0.00	0.00	0.00	0.0%
<b>CLASSIFIED SALARIES</b>								
Classified Instructional Salaries		2100	0.00	0.00	0.00	0.00	0.00	0.0%
Classified Support Salaries		2200	0.00	0.00	0.00	0.00	0.00	0.0%
Classified Supervisors' and Administrators' Salaries		2300	0.00	0.00	0.00	0.00	0.00	0.0%
Clerical, Technical and Office Salaries		2400	0.00	0.00	0.00	0.00	0.00	0.0%
Other Classified Salaries		2900	0.00	0.00	0.00	0.00	0.00	0.0%
TOTAL, CLASSIFIED SALARIES			0.00	0.00	0.00	0.00	0.00	0.0%
<b>EMPLOYEE BENEFITS</b>								
STRS		3101-3102	0.00	0.00	0.00	0.00	0.00	0.0%
PERS		3201-3202	0.00	0.00	0.00	0.00	0.00	0.0%
OASDI/Medicare/Alternative		3301-3302	0.00	0.00	0.00	0.00	0.00	0.0%
Health and Welfare Benefits		3401-3402	0.00	0.00	0.00	0.00	0.00	0.0%
Unemployment Insurance		3501-3502	0.00	0.00	0.00	0.00	0.00	0.0%
Workers' Compensation		3601-3602	0.00	0.00	0.00	0.00	0.00	0.0%
OPEB, Allocated		3701-3702	0.00	0.00	0.00	0.00	0.00	0.0%
OPEB, Active Employees		3751-3752	0.00	0.00	0.00	0.00	0.00	0.0%
Other Employee Benefits		3901-3902	0.00	0.00	0.00	0.00	0.00	0.0%
TOTAL, EMPLOYEE BENEFITS			0.00	0.00	0.00	0.00	0.00	0.0%
<b>BOOKS AND SUPPLIES</b>								
Approved Textbooks and Core Curricula Materials		4100	0.00	0.00	0.00	0.00	0.00	0.0%
Books and Other Reference Materials		4200	0.00	0.00	0.00	0.00	0.00	0.0%
Materials and Supplies		4300	0.00	0.00	0.00	0.00	0.00	0.0%
Noncapitalized Equipment		4400	0.00	0.00	0.00	0.00	0.00	0.0%
Food		4700	0.00	0.00	0.00	0.00	0.00	0.0%
TOTAL, BOOKS AND SUPPLIES			0.00	0.00	0.00	0.00	0.00	0.0%
<b>SERVICES AND OTHER OPERATING EXPENDITURES</b>								
Subagreements for Services		5100	0.00	0.00	0.00	0.00	0.00	0.0%

Millbrae Elementary  
San Mateo County

2024-25 Second Interim  
Foundation Special Revenue Fund  
Expenditures by Object

41689730000000  
Form 191  
F82H7C136B(2024-25)

Description	Resource Codes	Object Codes	Original Budget (A)	Board Approved Operating Budget (B)	Actuals To Date (C)	Projected Year Totals (D)	Difference (Col B & D) (E)	% Diff Column B & D (F)
Travel and Conferences		5200	0.00	0.00	0.00	0.00	0.00	0.0%
Dues and Memberships		5300	0.00	0.00	0.00	0.00	0.00	0.0%
Insurance		5400-5450	0.00	0.00	0.00	0.00	0.00	0.0%
Operations and Housekeeping Services		5500	0.00	0.00	0.00	0.00	0.00	0.0%
Rentals, Leases, Repairs, and Noncapitalized Improvements		5600	0.00	0.00	0.00	0.00	0.00	0.0%
Transfers of Direct Costs		5710	0.00	0.00	0.00	0.00	0.00	0.0%
Transfers of Direct Costs - Interfund		5750	0.00	0.00	0.00	0.00	0.00	0.0%
Professional/Consulting Services and								
Operating Expenditures		5800	0.00	0.00	0.00	0.00	0.00	0.0%
Communications		5900	0.00	0.00	0.00	0.00	0.00	0.0%
TOTAL, SERVICES AND OTHER OPERATING EXPENDITURES			0.00	0.00	0.00	0.00	0.00	0.0%
<b>CAPITAL OUTLAY</b>								
Land		6100	0.00	0.00	0.00	0.00	0.00	0.0%
Land Improvements		6170	0.00	0.00	0.00	0.00	0.00	0.0%
Buildings and Improvements of Buildings		6200	0.00	0.00	0.00	0.00	0.00	0.0%
Books and Media for New School Libraries or Major Expansion of School Libraries		6300	0.00	0.00	0.00	0.00	0.00	0.0%
Equipment		6400	0.00	0.00	0.00	0.00	0.00	0.0%
Equipment Replacement		6500	0.00	0.00	0.00	0.00	0.00	0.0%
TOTAL, CAPITAL OUTLAY			0.00	0.00	0.00	0.00	0.00	0.0%
<b>OTHER OUTGO (excluding Transfers of Indirect Costs)</b>								
Other Transfers Out								
All Other Transfers Out to All Others		7299	0.00	0.00	0.00	0.00	0.00	0.0%
Debt Service								
Debt Service - Interest		7438	0.00	0.00	0.00	0.00	0.00	0.0%
Other Debt Service - Principal		7439	0.00	0.00	0.00	0.00	0.00	0.0%
TOTAL, OTHER OUTGO (excluding Transfers of Indirect Costs)			0.00	0.00	0.00	0.00	0.00	0.0%
<b>OTHER OUTGO - TRANSFERS OF INDIRECT COSTS</b>								
Transfers of Indirect Costs - Interfund		7350	0.00	0.00	0.00	0.00	0.00	0.0%
TOTAL, OTHER OUTGO - TRANSFERS OF INDIRECT COSTS			0.00	0.00	0.00	0.00	0.00	0.0%
TOTAL, EXPENDITURES			0.00	0.00	0.00	0.00		
<b>INTERFUND TRANSFERS</b>								
<b>INTERFUND TRANSFERS OUT</b>								
Other Authorized Interfund Transfers Out		7619	0.00	0.00	0.00	0.00	0.00	0.0%
(b) TOTAL, INTERFUND TRANSFERS OUT			0.00	0.00	0.00	0.00	0.00	0.0%
<b>OTHER SOURCES/USES</b>								
<b>SOURCES</b>								
Other Sources								
Transfers from Funds of Lapsed/Reorganized LEAs		8965	0.00	0.00	0.00	0.00	0.00	0.0%
All Other Financing Sources		8979	0.00	0.00	0.00	0.00	0.00	0.0%
(c) TOTAL, SOURCES			0.00	0.00	0.00	0.00	0.00	0.0%
<b>USES</b>								
Transfers of Funds from Lapsed/Reorganized LEAs		7651	0.00	0.00	0.00	0.00	0.00	0.0%
All Other Financing Uses		7699	0.00	0.00	0.00	0.00	0.00	0.0%
(d) TOTAL, USES			0.00	0.00	0.00	0.00	0.00	0.0%
<b>CONTRIBUTIONS</b>								
Contributions from Unrestricted Revenues		8980	0.00	0.00	0.00	0.00	0.00	0.0%
Contributions from Restricted Revenues		8990	0.00	0.00	0.00	0.00	0.00	0.0%
(e) TOTAL, CONTRIBUTIONS			0.00	0.00	0.00	0.00	0.00	0.0%
TOTAL, OTHER FINANCING SOURCES/USES								

Millbrae Elementary  
San Mateo County

2024-25 Second Interim  
Foundation Special Revenue Fund  
Expenditures by Object

41689730000000  
Form 19I  
F82H7C136B(2024-25)

Description	Resource Codes	Object Codes	Original Budget (A)	Board Approved Operating Budget (B)	Actuals To Date (C)	Projected Year Totals (D)	Difference (Col B & D) (E)	% Diff Column B & D (F)
( - b + c - d + e)			0.00	0.00	0.00	0.00		

Millbrae Elementary  
San Mateo County

2024-25 Second Interim  
Foundation Special Revenue Fund  
Restricted Detail

41689730000000  
Form 19I  
F82H7C136B(2024-25)

Resource	Description	2024-25 Projected Totals
9010	Other Restricted Local	54,380.00
Total, Restricted Balance		54,380.00

Millbrae Elementary  
San Mateo County

2024-25 Second Interim  
Special Reserve Fund for Postemployment Benefits  
Expenditures by Object

41689730000000  
Form 201  
F82H7C136B(2024-25)

Description	Resource Codes	Object Codes	Original Budget (A)	Board Approved Operating Budget (B)	Actuals To Date (C)	Projected Year Totals (D)	Difference (Col B & D) (E)	% Diff Column B & D (F)
<b>A. REVENUES</b>								
1) LCFF Sources		8010-8099	0.00	0.00	0.00	0.00	0.00	0.0%
2) Federal Revenue		8100-8299	0.00	0.00	0.00	0.00	0.00	0.0%
3) Other State Revenue		8300-8599	0.00	0.00	0.00	0.00	0.00	0.0%
4) Other Local Revenue		8600-8799	77,000.00	77,000.00	43,194.93	77,000.00	0.00	0.0%
5) TOTAL, REVENUES			77,000.00	77,000.00	43,194.93	77,000.00		
<b>B. EXPENDITURES</b>								
1) Certificated Salaries		1000-1999	0.00	0.00	0.00	0.00	0.00	0.0%
2) Classified Salaries		2000-2999	0.00	0.00	0.00	0.00	0.00	0.0%
3) Employee Benefits		3000-3999	0.00	0.00	0.00	0.00	0.00	0.0%
4) Books and Supplies		4000-4999	0.00	0.00	0.00	0.00	0.00	0.0%
5) Services and Other Operating Expenditures		5000-5999	0.00	0.00	0.00	0.00	0.00	0.0%
6) Capital Outlay		6000-6999	0.00	0.00	0.00	0.00	0.00	0.0%
7) Other Outgo (excluding Transfers of Indirect Costs)		7100-7299, 7400-7499	0.00	0.00	0.00	0.00	0.00	0.0%
8) Other Outgo - Transfers of Indirect Costs		7300-7399	0.00	0.00	0.00	0.00	0.00	0.0%
9) TOTAL, EXPENDITURES			0.00	0.00	0.00	0.00		
<b>C. EXCESS (DEFICIENCY) OF REVENUES OVER EXPENDITURES BEFORE OTHER FINANCING SOURCES AND USES (A5 - B9)</b>			77,000.00	77,000.00	43,194.93	77,000.00		
<b>D. OTHER FINANCING SOURCES/USES</b>								
1) Interfund Transfers								
a) Transfers In		8900-8929	0.00	0.00	0.00	0.00	0.00	0.0%
b) Transfers Out		7600-7629	275,000.00	275,000.00	0.00	275,000.00	0.00	0.0%
2) Other Sources/Uses								
a) Sources		8930-8979	0.00	0.00	0.00	0.00	0.00	0.0%
b) Uses		7630-7699	0.00	0.00	0.00	0.00	0.00	0.0%
3) Contributions		8980-8999	0.00	0.00	0.00	0.00	0.00	0.0%
4) TOTAL, OTHER FINANCING SOURCES/USES			(275,000.00)	(275,000.00)	0.00	(275,000.00)		
<b>E. NET INCREASE (DECREASE) IN FUND BALANCE (C + D4)</b>			(198,000.00)	(198,000.00)	43,194.93	(198,000.00)		
<b>F. FUND BALANCE, RESERVES</b>								
1) Beginning Fund Balance								
a) As of July 1 - Unaudited		9791	2,242,592.25	2,242,592.25		2,242,592.25	0.00	0.0%
b) Audit Adjustments		9793	0.00	0.00		0.00	0.00	0.0%
c) As of July 1 - Audited (F1a + F1b)			2,242,592.25	2,242,592.25		2,242,592.25		
d) Other Restatements		9795	0.00	0.00		0.00	0.00	0.0%
e) Adjusted Beginning Balance (F1c + F1d)			2,242,592.25	2,242,592.25		2,242,592.25		
2) Ending Balance, June 30 (E + F1e)			2,044,592.25	2,044,592.25		2,044,592.25		
Components of Ending Fund Balance								
a) Nonspendable								
Revolving Cash		9711	0.00	0.00		0.00		
Stores		9712	0.00	0.00		0.00		
Prepaid Items		9713	0.00	0.00		0.00		
All Others		9719	0.00	0.00		0.00		
b) Restricted		9740	1,927,565.92	1,927,565.92		1,927,565.92		
c) Committed								
Stabilization Arrangements		9750	0.00	0.00		0.00		
Other Commitments		9760	0.00	0.00		0.00		
d) Assigned								
Other Assignments		9780	117,026.33	117,026.33		117,026.33		

Millbrae Elementary  
San Mateo County

2024-25 Second Interim  
Special Reserve Fund for Postemployment Benefits  
Expenditures by Object

41689730000000  
Form 201  
F82H7C136B(2024-25)

Description	Resource Codes	Object Codes	Original Budget (A)	Board Approved Operating Budget (B)	Actuals To Date (C)	Projected Year Totals (D)	Difference (Col B & D) (E)	% Diff Column B & D (F)
e) Unassigned/Unappropriated								
Reserve for Economic Uncertainties		9789	0.00	0.00		0.00		
Unassigned/Unappropriated Amount		9790	0.00	0.00		0.00		
<b>OTHER LOCAL REVENUE</b>								
Interest		8660	77,000.00	77,000.00	43,194.93	77,000.00	0.00	0.0%
Net Increase (Decrease) in the Fair Value of Investments		8662	0.00	0.00	0.00	0.00	0.00	0.0%
TOTAL, OTHER LOCAL REVENUE			77,000.00	77,000.00	43,194.93	77,000.00	0.00	0.0%
TOTAL, REVENUES			77,000.00	77,000.00	43,194.93	77,000.00		
<b>INTERFUND TRANSFERS</b>								
<b>INTERFUND TRANSFERS IN</b>								
From: General Fund/CSSF		8912	0.00	0.00	0.00	0.00	0.00	0.0%
Other Authorized Interfund Transfers In		8919	0.00	0.00	0.00	0.00	0.00	0.0%
(a) TOTAL, INTERFUND TRANSFERS IN			0.00	0.00	0.00	0.00	0.00	0.0%
<b>INTERFUND TRANSFERS OUT</b>								
To: General Fund/CSSF		7612	275,000.00	275,000.00	0.00	275,000.00	0.00	0.0%
To: State School Building Fund/County School Facilities Fund		7613	0.00	0.00	0.00	0.00	0.00	0.0%
Other Authorized Interfund Transfers Out		7619	0.00	0.00	0.00	0.00	0.00	0.0%
(b) TOTAL, INTERFUND TRANSFERS OUT			275,000.00	275,000.00	0.00	275,000.00	0.00	0.0%
<b>OTHER SOURCES/USES</b>								
<b>SOURCES</b>								
Other Sources								
Transfers from Funds of Lapsed/Reorganized LEAs		8965	0.00	0.00	0.00	0.00	0.00	0.0%
(c) TOTAL, SOURCES			0.00	0.00	0.00	0.00	0.00	0.0%
<b>USES</b>								
Transfers of Funds from Lapsed/Reorganized LEAs		7651	0.00	0.00	0.00	0.00	0.00	0.0%
(d) TOTAL, USES			0.00	0.00	0.00	0.00	0.00	0.0%
<b>CONTRIBUTIONS</b>								
Contributions from Restricted Revenues		8990	0.00	0.00	0.00	0.00	0.00	0.0%
(e) TOTAL, CONTRIBUTIONS			0.00	0.00	0.00	0.00	0.00	0.0%
TOTAL, OTHER FINANCING SOURCES/USES								
(a - b + c - d + e)			(275,000.00)	(275,000.00)	0.00	(275,000.00)		

Millbrae Elementary  
San Mateo County

2024-25 Second Interim  
Special Reserve Fund for Postemployment Benefits  
Restricted Detail

41689730000000  
Form 201  
F82H7C136B(2024-25)

Resource	Description	2024-25 Projected Totals
9010	Other Restricted Local	1,927,565.92
Total, Restricted Balance		1,927,565.92

Millbrae Elementary  
San Mateo County

2024-25 Second Interim  
Capital Facilities Fund  
Expenditures by Object

41689730000000  
Form 251  
F82H7C136B(2024-25)

Description	Resource Codes	Object Codes	Original Budget (A)	Board Approved Operating Budget (B)	Actuals To Date (C)	Projected Year Totals (D)	Difference (Col B & D) (E)	% Diff Column B & D (F)
<b>A. REVENUES</b>								
1) LCFF Sources		8010-8099	0.00	0.00	0.00	0.00	0.00	0.0%
2) Federal Revenue		8100-8299	0.00	0.00	0.00	0.00	0.00	0.0%
3) Other State Revenue		8300-8599	0.00	0.00	0.00	0.00	0.00	0.0%
4) Other Local Revenue		8600-8799	130,000.00	130,000.00	811,861.13	130,000.00	0.00	0.0%
5) TOTAL, REVENUES			130,000.00	130,000.00	811,861.13	130,000.00		
<b>B. EXPENDITURES</b>								
1) Certificated Salaries		1000-1999	0.00	0.00	0.00	0.00	0.00	0.0%
2) Classified Salaries		2000-2999	0.00	0.00	0.00	0.00	0.00	0.0%
3) Employee Benefits		3000-3999	0.00	0.00	0.00	0.00	0.00	0.0%
4) Books and Supplies		4000-4999	0.00	0.00	0.00	1,565.00	(1,565.00)	New
5) Services and Other Operating Expenditures		5000-5999	61,380.00	46,380.00	5,834.00	46,380.00	0.00	0.0%
6) Capital Outlay		6000-6999	270,000.00	460,000.00	459,030.99	535,894.46	(75,894.46)	-16.5%
7) Other Outgo (excluding Transfers of Indirect Costs)		7100-7299, 7400-7499	0.00	0.00	0.00	0.00	0.00	0.0%
8) Other Outgo - Transfers of Indirect Costs		7300-7399	0.00	0.00	0.00	0.00	0.00	0.0%
9) TOTAL, EXPENDITURES			331,380.00	506,380.00	464,864.99	583,839.46		
<b>C. EXCESS (DEFICIENCY) OF REVENUES OVER EXPENDITURES BEFORE OTHER FINANCING SOURCES AND USES (A5 - B9)</b>			(201,380.00)	(376,380.00)	346,996.14	(453,839.46)		
<b>D. OTHER FINANCING SOURCES/USES</b>								
1) Interfund Transfers								
a) Transfers In		8900-8929	0.00	0.00	0.00	0.00	0.00	0.0%
b) Transfers Out		7600-7629	0.00	0.00	0.00	0.00	0.00	0.0%
2) Other Sources/Uses								
a) Sources		8930-8979	0.00	0.00	0.00	0.00	0.00	0.0%
b) Uses		7630-7699	0.00	0.00	0.00	0.00	0.00	0.0%
3) Contributions		8980-8999	0.00	0.00	0.00	0.00	0.00	0.0%
4) TOTAL, OTHER FINANCING SOURCES/USES			0.00	0.00	0.00	0.00		
<b>E. NET INCREASE (DECREASE) IN FUND BALANCE (C + D4)</b>			(201,380.00)	(376,380.00)	346,996.14	(453,839.46)		
<b>F. FUND BALANCE, RESERVES</b>								
1) Beginning Fund Balance								
a) As of July 1 - Unaudited		9791	762,410.32	762,410.32		762,410.32	0.00	0.0%
b) Audit Adjustments		9793	0.00	0.00		0.00	0.00	0.0%
c) As of July 1 - Audited (F1a + F1b)			762,410.32	762,410.32		762,410.32		
d) Other Restatements		9795	0.00	0.00		0.00	0.00	0.0%
e) Adjusted Beginning Balance (F1c + F1d)			762,410.32	762,410.32		762,410.32		
2) Ending Balance, June 30 (E + F1e)			561,030.32	386,030.32		308,570.86		
Components of Ending Fund Balance								
a) Nonspendable								
Revolving Cash		9711	0.00	0.00		0.00		
Stores		9712	0.00	0.00		0.00		
Prepaid Items		9713	0.00	0.00		0.00		
All Others		9719	0.00	0.00		0.00		
b) Legally Restricted Balance		9740	518,364.77	298,364.77		220,905.31		
c) Committed								
Stabilization Arrangements		9750	0.00	0.00		0.00		
Other Commitments		9760	0.00	0.00		0.00		
d) Assigned								
Other Assignments		9780	42,665.55	87,665.55		87,665.55		

Millbrae Elementary  
San Mateo County

2024-25 Second Interim  
Capital Facilities Fund  
Expenditures by Object

41689730000000  
Form 25I  
F82H7C136B(2024-25)

Description	Resource Codes	Object Codes	Original Budget (A)	Board Approved Operating Budget (B)	Actuals To Date (C)	Projected Year Totals (D)	Difference (Col B & D) (E)	% Diff Column B & D (F)
e) Unassigned/Unappropriated								
Reserve for Economic Uncertainties		9789	0.00	0.00		0.00		
Unassigned/Unappropriated Amount		9790	0.00	0.00		0.00		
<b>OTHER STATE REVENUE</b>								
Tax Relief Subventions								
Restricted Levies - Other								
Homeowners' Exemptions		8575	0.00	0.00	0.00	0.00	0.00	0.0%
Other Subventions/In-Lieu Taxes		8576	0.00	0.00	0.00	0.00	0.00	0.0%
All Other State Revenue		8590	0.00	0.00	0.00	0.00	0.00	0.0%
TOTAL, OTHER STATE REVENUE			0.00	0.00	0.00	0.00	0.00	0.0%
<b>OTHER LOCAL REVENUE</b>								
County and District Taxes								
Other Restricted Levies								
Secured Roll		8615	0.00	0.00	0.00	0.00	0.00	0.0%
Unsecured Roll		8616	0.00	0.00	0.00	0.00	0.00	0.0%
Prior Years' Taxes		8617	0.00	0.00	0.00	0.00	0.00	0.0%
Supplemental Taxes		8618	0.00	0.00	0.00	0.00	0.00	0.0%
Non-Ad Valorem Taxes								
Parcel Taxes		8621	0.00	0.00	0.00	0.00	0.00	0.0%
Other		8622	0.00	0.00	0.00	0.00	0.00	0.0%
Community Redevelopment Funds Not Subject to LCFF Deduction		8625	0.00	0.00	0.00	0.00	0.00	0.0%
Penalties and Interest from Delinquent Non-LCFF Taxes		8629	0.00	0.00	0.00	0.00	0.00	0.0%
Sales								
Sale of Equipment/Supplies		8631	0.00	0.00	0.00	0.00	0.00	0.0%
Interest		8660	30,000.00	30,000.00	12,556.20	30,000.00	0.00	0.0%
Net Increase (Decrease) in the Fair Value of Investments		8662	0.00	0.00	0.00	0.00	0.00	0.0%
Fees and Contracts								
Mitigation/Developer Fees		8681	100,000.00	100,000.00	799,304.93	100,000.00	0.00	0.0%
Other Local Revenue								
All Other Local Revenue		8699	0.00	0.00	0.00	0.00	0.00	0.0%
All Other Transfers In from All Others		8799	0.00	0.00	0.00	0.00	0.00	0.0%
TOTAL, OTHER LOCAL REVENUE			130,000.00	130,000.00	811,861.13	130,000.00	0.00	0.0%
TOTAL, REVENUES			130,000.00	130,000.00	811,861.13	130,000.00		
<b>CERTIFICATED SALARIES</b>								
Other Certificated Salaries		1900	0.00	0.00	0.00	0.00	0.00	0.0%
TOTAL, CERTIFICATED SALARIES			0.00	0.00	0.00	0.00	0.00	0.0%
<b>CLASSIFIED SALARIES</b>								
Classified Support Salaries		2200	0.00	0.00	0.00	0.00	0.00	0.0%
Classified Supervisors' and Administrators' Salaries		2300	0.00	0.00	0.00	0.00	0.00	0.0%
Clerical, Technical and Office Salaries		2400	0.00	0.00	0.00	0.00	0.00	0.0%
Other Classified Salaries		2900	0.00	0.00	0.00	0.00	0.00	0.0%
TOTAL, CLASSIFIED SALARIES			0.00	0.00	0.00	0.00	0.00	0.0%
<b>EMPLOYEE BENEFITS</b>								
STRS		3101-3102	0.00	0.00	0.00	0.00	0.00	0.0%
PERS		3201-3202	0.00	0.00	0.00	0.00	0.00	0.0%
OASDI/Medicare/Alternative		3301-3302	0.00	0.00	0.00	0.00	0.00	0.0%
Health and Welfare Benefits		3401-3402	0.00	0.00	0.00	0.00	0.00	0.0%
Unemployment Insurance		3501-3502	0.00	0.00	0.00	0.00	0.00	0.0%
Workers' Compensation		3601-3602	0.00	0.00	0.00	0.00	0.00	0.0%

Millbrae Elementary  
San Mateo County

2024-25 Second Interim  
Capital Facilities Fund  
Expenditures by Object

41689730000000  
Form 251  
F82H7C136B(2024-25)

Description	Resource Codes	Object Codes	Original Budget (A)	Board Approved Operating Budget (B)	Actuals To Date (C)	Projected Year Totals (D)	Difference (Col B & D) (E)	% Diff Column B & D (F)
OPEB, Allocated		3701-3702	0.00	0.00	0.00	0.00	0.00	0.0%
OPEB, Active Employees		3751-3752	0.00	0.00	0.00	0.00	0.00	0.0%
Other Employee Benefits		3901-3902	0.00	0.00	0.00	0.00	0.00	0.0%
TOTAL, EMPLOYEE BENEFITS			0.00	0.00	0.00	0.00	0.00	0.0%
<b>BOOKS AND SUPPLIES</b>								
Approved Textbooks and Core Curricula Materials		4100	0.00	0.00	0.00	0.00	0.00	0.0%
Books and Other Reference Materials		4200	0.00	0.00	0.00	0.00	0.00	0.0%
Materials and Supplies		4300	0.00	0.00	0.00	1,565.00	(1,565.00)	New
Noncapitalized Equipment		4400	0.00	0.00	0.00	0.00	0.00	0.0%
TOTAL, BOOKS AND SUPPLIES			0.00	0.00	0.00	1,565.00	(1,565.00)	New
<b>SERVICES AND OTHER OPERATING EXPENDITURES</b>								
Subagreements for Services		5100	0.00	0.00	0.00	0.00	0.00	0.0%
Travel and Conferences		5200	0.00	0.00	0.00	0.00	0.00	0.0%
Insurance		5400-5450	0.00	0.00	0.00	0.00	0.00	0.0%
Operations and Housekeeping Services		5500	0.00	0.00	0.00	0.00	0.00	0.0%
Rentals, Leases, Repairs, and Noncapitalized Improvements		5600	0.00	0.00	0.00	0.00	0.00	0.0%
Transfers of Direct Costs		5710	0.00	0.00	0.00	0.00	0.00	0.0%
Transfers of Direct Costs - Interfund		5750	0.00	0.00	0.00	0.00	0.00	0.0%
Professional/Consulting Services and Operating Expenditures		5800	61,380.00	46,380.00	5,834.00	46,380.00	0.00	0.0%
Communications		5900	0.00	0.00	0.00	0.00	0.00	0.0%
TOTAL, SERVICES AND OTHER OPERATING EXPENDITURES			61,380.00	46,380.00	5,834.00	46,380.00	0.00	0.0%
<b>CAPITAL OUTLAY</b>								
Land		6100	0.00	0.00	0.00	0.00	0.00	0.0%
Land Improvements		6170	0.00	0.00	0.00	0.00	0.00	0.0%
Buildings and Improvements of Buildings		6200	270,000.00	460,000.00	459,030.99	535,894.46	(75,894.46)	-16.5%
Books and Media for New School Libraries or Major Expansion of School Libraries		6300	0.00	0.00	0.00	0.00	0.00	0.0%
Equipment		6400	0.00	0.00	0.00	0.00	0.00	0.0%
Equipment Replacement		6500	0.00	0.00	0.00	0.00	0.00	0.0%
Lease Assets		6600	0.00	0.00	0.00	0.00	0.00	0.0%
Subscription Assets		6700	0.00	0.00	0.00	0.00	0.00	0.0%
TOTAL, CAPITAL OUTLAY			270,000.00	460,000.00	459,030.99	535,894.46	(75,894.46)	-16.5%
<b>OTHER OUTGO (excluding Transfers of Indirect Costs)</b>								
Other Transfers Out								
All Other Transfers Out to All Others		7299	0.00	0.00	0.00	0.00	0.00	0.0%
Debt Service								
Debt Service - Interest		7438	0.00	0.00	0.00	0.00	0.00	0.0%
Other Debt Service - Principal		7439	0.00	0.00	0.00	0.00	0.00	0.0%
TOTAL, OTHER OUTGO (excluding Transfers of Indirect Costs)			0.00	0.00	0.00	0.00	0.00	0.0%
TOTAL, EXPENDITURES			331,380.00	506,380.00	464,864.99	583,839.46		
<b>INTERFUND TRANSFERS</b>								
<b>INTERFUND TRANSFERS IN</b>								
Other Authorized Interfund Transfers In		8919	0.00	0.00	0.00	0.00	0.00	0.0%
(a) TOTAL, INTERFUND TRANSFERS IN			0.00	0.00	0.00	0.00	0.00	0.0%
<b>INTERFUND TRANSFERS OUT</b>								
To: State School Building Fund/County School Facilities Fund		7613	0.00	0.00	0.00	0.00	0.00	0.0%
Other Authorized Interfund Transfers Out		7619	0.00	0.00	0.00	0.00	0.00	0.0%
(b) TOTAL, INTERFUND TRANSFERS OUT			0.00	0.00	0.00	0.00	0.00	0.0%
<b>OTHER SOURCES/USES</b>								
<b>SOURCES</b>								

Millbrae Elementary  
San Mateo County

2024-25 Second Interim  
Capital Facilities Fund  
Expenditures by Object

41689730000000  
Form 25I  
F82H7C136B(2024-25)

Description	Resource Codes	Object Codes	Original Budget (A)	Board Approved Operating Budget (B)	Actuals To Date (C)	Projected Year Totals (D)	Difference (Col B & D) (E)	% Diff Column B & D (F)
Proceeds								
Proceeds from Sale/Lease-Purchase of Land/Buildings		8953	0.00	0.00	0.00	0.00	0.00	0.0%
Other Sources								
Transfers from Funds of Lapsed/Reorganized LEAs		8965	0.00	0.00	0.00	0.00	0.00	0.0%
Long-Term Debt Proceeds								
Proceeds from Certificates of Participation		8971	0.00	0.00	0.00	0.00	0.00	0.0%
Proceeds from Leases		8972	0.00	0.00	0.00	0.00	0.00	0.0%
Proceeds from Lease Revenue Bonds		8973	0.00	0.00	0.00	0.00	0.00	0.0%
Proceeds from SBITAs		8974	0.00	0.00	0.00	0.00	0.00	0.0%
All Other Financing Sources		8979	0.00	0.00	0.00	0.00	0.00	0.0%
(c) TOTAL, SOURCES			0.00	0.00	0.00	0.00	0.00	0.0%
<b>USES</b>								
Transfers of Funds from Lapsed/Reorganized LEAs		7651	0.00	0.00	0.00	0.00	0.00	0.0%
All Other Financing Uses		7699	0.00	0.00	0.00	0.00	0.00	0.0%
(d) TOTAL, USES			0.00	0.00	0.00	0.00	0.00	0.0%
<b>CONTRIBUTIONS</b>								
Contributions from Unrestricted Revenues		8980	0.00	0.00	0.00	0.00	0.00	0.0%
Contributions from Restricted Revenues		8990	0.00	0.00	0.00	0.00	0.00	0.0%
(e) TOTAL, CONTRIBUTIONS			0.00	0.00	0.00	0.00	0.00	0.0%
<b>TOTAL, OTHER FINANCING SOURCES/USES</b>								
(a - b + c - d + e)			0.00	0.00	0.00	0.00		

Millbrae Elementary  
San Mateo County

2024-25 Second Interim  
Capital Facilities Fund  
Restricted Detail

41689730000000  
Form 25I  
F82H7C136B(2024-25)

Resource	Description	2024-25 Projected Totals
9010	Other Restricted Local	220,905.31
Total, Restricted Balance		220,905.31

Millbrae Elementary  
San Mateo County

2024-25 Second Interim  
Special Reserve Fund for Capital Outlay Projects  
Expenditures by Object

41689730000000  
Form 401  
F82H7C136B(2024-25)

Description	Resource Codes	Object Codes	Original Budget (A)	Board Approved Operating Budget (B)	Actuals To Date (C)	Projected Year Totals (D)	Difference (Col B & D) (E)	% Diff Column B & D (F)
<b>A. REVENUES</b>								
1) LCFF Sources		8010-8099	0.00	0.00	0.00	0.00	0.00	0.0%
2) Federal Revenue		8100-8299	0.00	0.00	0.00	0.00	0.00	0.0%
3) Other State Revenue		8300-8599	0.00	0.00	0.00	0.00	0.00	0.0%
4) Other Local Revenue		8600-8799	1,023,540.00	713,540.00	247,941.11	713,540.00	0.00	0.0%
5) TOTAL, REVENUES			1,023,540.00	713,540.00	247,941.11	713,540.00		
<b>B. EXPENDITURES</b>								
1) Certificated Salaries		1000-1999	0.00	0.00	0.00	0.00	0.00	0.0%
2) Classified Salaries		2000-2999	0.00	0.00	0.00	0.00	0.00	0.0%
3) Employee Benefits		3000-3999	0.00	0.00	0.00	0.00	0.00	0.0%
4) Books and Supplies		4000-4999	52,200.00	52,200.00	40,945.05	43,222.65	8,977.35	17.2%
5) Services and Other Operating Expenditures		5000-5999	232,876.00	232,876.00	288,898.94	348,950.31	(116,074.31)	-49.8%
6) Capital Outlay		6000-6999	1,050,000.00	1,050,000.00	230,766.45	1,038,294.04	11,705.96	1.1%
7) Other Outgo (excluding Transfers of Indirect Costs)		7100-7299,7400-7499	0.00	0.00	0.00	0.00	0.00	0.0%
8) Other Outgo - Transfers of Indirect Costs		7300-7399	0.00	0.00	0.00	0.00	0.00	0.0%
9) TOTAL, EXPENDITURES			1,335,076.00	1,335,076.00	560,610.44	1,430,467.00		
<b>C. EXCESS (DEFICIENCY) OF REVENUES OVER EXPENDITURES BEFORE OTHER FINANCING SOURCES AND USES (A5 - B9)</b>			(311,536.00)	(621,536.00)	(312,669.33)	(716,927.00)		
<b>D. OTHER FINANCING SOURCES/USES</b>								
1) Interfund Transfers								
a) Transfers In		8900-8929	0.00	0.00	0.00	0.00	0.00	0.0%
b) Transfers Out		7600-7629	95,391.00	95,391.00	0.00	95,391.00	0.00	0.0%
2) Other Sources/Uses								
a) Sources		8930-8979	0.00	0.00	0.00	0.00	0.00	0.0%
b) Uses		7630-7699	0.00	0.00	0.00	0.00	0.00	0.0%
3) Contributions		8980-8999	0.00	0.00	0.00	0.00	0.00	0.0%
4) TOTAL, OTHER FINANCING SOURCES/USES			(95,391.00)	(95,391.00)	0.00	(95,391.00)		
<b>E. NET INCREASE (DECREASE) IN FUND BALANCE (C + D4)</b>			(406,927.00)	(716,927.00)	(312,669.33)	(812,318.00)		
<b>F. FUND BALANCE, RESERVES</b>								
1) Beginning Fund Balance								
a) As of July 1 - Unaudited		9791	13,349,141.78	13,349,141.78		13,349,141.78	0.00	0.0%
b) Audit Adjustments		9793	0.00	0.00		0.00	0.00	0.0%
c) As of July 1 - Audited (F1a + F1b)			13,349,141.78	13,349,141.78		13,349,141.78		
d) Other Restatements		9795	0.00	0.00		0.00	0.00	0.0%
e) Adjusted Beginning Balance (F1c + F1d)			13,349,141.78	13,349,141.78		13,349,141.78		
2) Ending Balance, June 30 (E + F1e)			12,942,214.78	12,632,214.78		12,536,823.78		
Components of Ending Fund Balance								
a) Nonspendable								
Revolving Cash		9711	0.00	0.00		0.00		
Stores		9712	0.00	0.00		0.00		
Prepaid Items		9713	0.00	0.00		0.00		
All Others		9719	0.00	0.00		0.00		
b) Legally Restricted Balance		9740	3,100,671.23	2,790,671.23		2,696,840.78		
c) Committed								
Stabilization Arrangements		9750	0.00	0.00		0.00		
Other Commitments		9760	0.00	0.00		0.00		
d) Assigned								

Millbrae Elementary  
San Mateo County

2024-25 Second Interim  
Special Reserve Fund for Capital Outlay Projects  
Expenditures by Object

41689730000000  
Form 401  
F82H7C136B(2024-25)

Description	Resource Codes	Object Codes	Original Budget (A)	Board Approved Operating Budget (B)	Actuals To Date (C)	Projected Year Totals (D)	Difference (Col B & D) (E)	% Diff Column B & D (F)
Other Assignments		9780	9,841,543.55	9,841,543.55		9,839,983.00		
e) Unassigned/Unappropriated								
Reserve for Economic Uncertainties		9789	0.00	0.00		0.00		
Unassigned/Unappropriated Amount		9790	0.00	0.00		0.00		
<b>FEDERAL REVENUE</b>								
FEMA		8281	0.00	0.00	0.00	0.00	0.00	0.0%
All Other Federal Revenue		8290	0.00	0.00	0.00	0.00	0.00	0.0%
TOTAL, FEDERAL REVENUE			0.00	0.00	0.00	0.00	0.00	0.0%
<b>OTHER STATE REVENUE</b>								
Pass-Through Revenues from State Sources		8587	0.00	0.00	0.00	0.00	0.00	0.0%
California Clean Energy Jobs Act	6230	8590	0.00	0.00	0.00	0.00	0.00	0.0%
All Other State Revenue	All Other	8590	0.00	0.00	0.00	0.00	0.00	0.0%
TOTAL, OTHER STATE REVENUE			0.00	0.00	0.00	0.00	0.00	0.0%
<b>OTHER LOCAL REVENUE</b>								
Other Local Revenue								
Community Redevelopment Funds Not Subject to LCFF Deduction		8625	315,000.00	185,000.00	0.00	185,000.00	0.00	0.0%
Sales								
Sale of Equipment/Supplies		8631	0.00	0.00	0.00	0.00	0.00	0.0%
Leases and Rentals		8650	20,540.00	20,540.00	0.00	20,540.00	0.00	0.0%
Interest		8660	508,000.00	508,000.00	247,941.11	508,000.00	0.00	0.0%
Net Increase (Decrease) in the Fair Value of Investments		8662	0.00	0.00	0.00	0.00	0.00	0.0%
Other Local Revenue								
All Other Local Revenue		8699	180,000.00	0.00	0.00	0.00	0.00	0.0%
All Other Transfers In from All Others		8799	0.00	0.00	0.00	0.00	0.00	0.0%
TOTAL, OTHER LOCAL REVENUE			1,023,540.00	713,540.00	247,941.11	713,540.00	0.00	0.0%
TOTAL, REVENUES			1,023,540.00	713,540.00	247,941.11	713,540.00		
<b>CLASSIFIED SALARIES</b>								
Classified Support Salaries		2200	0.00	0.00	0.00	0.00	0.00	0.0%
Classified Supervisors' and Administrators' Salaries		2300	0.00	0.00	0.00	0.00	0.00	0.0%
Clerical, Technical and Office Salaries		2400	0.00	0.00	0.00	0.00	0.00	0.0%
Other Classified Salaries		2900	0.00	0.00	0.00	0.00	0.00	0.0%
TOTAL, CLASSIFIED SALARIES			0.00	0.00	0.00	0.00	0.00	0.0%
<b>EMPLOYEE BENEFITS</b>								
STRS		3101-3102	0.00	0.00	0.00	0.00	0.00	0.0%
PERS		3201-3202	0.00	0.00	0.00	0.00	0.00	0.0%
OASDI/Medicare/Alternative		3301-3302	0.00	0.00	0.00	0.00	0.00	0.0%
Health and Welfare Benefits		3401-3402	0.00	0.00	0.00	0.00	0.00	0.0%
Unemployment Insurance		3501-3502	0.00	0.00	0.00	0.00	0.00	0.0%
Workers' Compensation		3601-3602	0.00	0.00	0.00	0.00	0.00	0.0%
OPEB, Allocated		3701-3702	0.00	0.00	0.00	0.00	0.00	0.0%
OPEB, Active Employees		3751-3752	0.00	0.00	0.00	0.00	0.00	0.0%
Other Employee Benefits		3901-3902	0.00	0.00	0.00	0.00	0.00	0.0%
TOTAL, EMPLOYEE BENEFITS			0.00	0.00	0.00	0.00	0.00	0.0%
<b>BOOKS AND SUPPLIES</b>								
Books and Other Reference Materials		4200	0.00	0.00	0.00	0.00	0.00	0.0%
Materials and Supplies		4300	45,000.00	45,000.00	40,945.05	43,222.65	1,777.35	3.9%
Noncapitalized Equipment		4400	7,200.00	7,200.00	0.00	0.00	7,200.00	100.0%
TOTAL, BOOKS AND SUPPLIES			52,200.00	52,200.00	40,945.05	43,222.65	8,977.35	17.2%
<b>SERVICES AND OTHER OPERATING EXPENDITURES</b>								

Millbrae Elementary  
San Mateo County

2024-25 Second Interim  
Special Reserve Fund for Capital Outlay Projects  
Expenditures by Object

41689730000000  
Form 401  
F82H7C136B(2024-25)

Description	Resource Codes	Object Codes	Original Budget (A)	Board Approved Operating Budget (B)	Actuals To Date (C)	Projected Year Totals (D)	Difference (Col B & D) (E)	% Diff Column B & D (F)
Subagreements for Services		5100	0.00	0.00	0.00	0.00	0.00	0.0%
Travel and Conferences		5200	0.00	0.00	0.00	0.00	0.00	0.0%
Insurance		5400-5450	0.00	0.00	0.00	0.00	0.00	0.0%
Operations and Housekeeping Services		5500	32,876.00	32,876.00	9,351.94	9,653.86	23,222.14	70.6%
Rentals, Leases, Repairs, and Noncapitalized Improvements		5600	50,000.00	50,000.00	0.00	0.00	50,000.00	100.0%
Transfers of Direct Costs		5710	0.00	0.00	0.00	0.00	0.00	0.0%
Transfers of Direct Costs - Interfund		5750	0.00	0.00	0.00	0.00	0.00	0.0%
Professional/Consulting Services and Operating Expenditures		5800	150,000.00	150,000.00	279,547.00	339,296.45	(189,296.45)	-126.2%
Communications		5900	0.00	0.00	0.00	0.00	0.00	0.0%
TOTAL, SERVICES AND OTHER OPERATING EXPENDITURES			232,876.00	232,876.00	288,898.94	348,950.31	(116,074.31)	-49.8%
<b>CAPITAL OUTLAY</b>								
Land		6100	0.00	0.00	0.00	0.00	0.00	0.0%
Land Improvements		6170	0.00	0.00	0.00	0.00	0.00	0.0%
Buildings and Improvements of Buildings		6200	1,000,000.00	1,000,000.00	200,390.45	998,294.04	1,705.96	0.2%
Books and Media for New School Libraries or Major Expansion of School Libraries		6300	0.00	0.00	0.00	0.00	0.00	0.0%
Equipment		6400	50,000.00	50,000.00	30,376.00	40,000.00	10,000.00	20.0%
Equipment Replacement		6500	0.00	0.00	0.00	0.00	0.00	0.0%
Lease Assets		6600	0.00	0.00	0.00	0.00	0.00	0.0%
Subscription Assets		6700	0.00	0.00	0.00	0.00	0.00	0.0%
TOTAL, CAPITAL OUTLAY			1,050,000.00	1,050,000.00	230,766.45	1,038,294.04	11,705.96	1.1%
<b>OTHER OUTGO (excluding Transfers of Indirect Costs)</b>								
Other Transfers Out								
Transfers of Pass-Through Revenues								
To Districts or Charter Schools		7211	0.00	0.00	0.00	0.00	0.00	0.0%
To County Offices		7212	0.00	0.00	0.00	0.00	0.00	0.0%
To JPAs		7213	0.00	0.00	0.00	0.00	0.00	0.0%
All Other Transfers Out to All Others		7299	0.00	0.00	0.00	0.00	0.00	0.0%
Debt Service								
Debt Service - Interest		7438	0.00	0.00	0.00	0.00	0.00	0.0%
Other Debt Service - Principal		7439	0.00	0.00	0.00	0.00	0.00	0.0%
TOTAL, OTHER OUTGO (excluding Transfers of Indirect Costs)			0.00	0.00	0.00	0.00	0.00	0.0%
TOTAL, EXPENDITURES			1,335,076.00	1,335,076.00	560,610.44	1,430,467.00		
<b>INTERFUND TRANSFERS</b>								
<b>INTERFUND TRANSFERS IN</b>								
From: General Fund/CSSF		8912	0.00	0.00	0.00	0.00	0.00	0.0%
Other Authorized Interfund Transfers In		8919	0.00	0.00	0.00	0.00	0.00	0.0%
(a) TOTAL, INTERFUND TRANSFERS IN			0.00	0.00	0.00	0.00	0.00	0.0%
<b>INTERFUND TRANSFERS OUT</b>								
To: General Fund/CSSF		7612	95,391.00	95,391.00	0.00	95,391.00	0.00	0.0%
To: State School Building Fund/County School Facilities Fund		7613	0.00	0.00	0.00	0.00	0.00	0.0%
Other Authorized Interfund Transfers Out		7619	0.00	0.00	0.00	0.00	0.00	0.0%
(b) TOTAL, INTERFUND TRANSFERS OUT			95,391.00	95,391.00	0.00	95,391.00	0.00	0.0%
<b>OTHER SOURCES/USES</b>								
<b>SOURCES</b>								
Proceeds								
Proceeds from Sale/Lease-Purchase of Land/Buildings		8953	0.00	0.00	0.00	0.00	0.00	0.0%

Millbrae Elementary  
San Mateo County

2024-25 Second Interim  
Special Reserve Fund for Capital Outlay Projects  
Expenditures by Object

41689730000000  
Form 401  
F82H7C136B(2024-25)

Description	Resource Codes	Object Codes	Original Budget (A)	Board Approved Operating Budget (B)	Actuals To Date (C)	Projected Year Totals (D)	Difference (Col B & D) (E)	% Diff Column B & D (F)
Other Sources								
Transfers from Funds of Lapsed/Reorganized LEAs		8965	0.00	0.00	0.00	0.00	0.00	0.0%
Long-Term Debt Proceeds								
Proceeds from Certificates of Participation		8971	0.00	0.00	0.00	0.00	0.00	0.0%
Proceeds from Leases		8972	0.00	0.00	0.00	0.00	0.00	0.0%
Proceeds from Lease Revenue Bonds		8973	0.00	0.00	0.00	0.00	0.00	0.0%
Proceeds from SBITAs		8974	0.00	0.00	0.00	0.00	0.00	0.0%
All Other Financing Sources		8979	0.00	0.00	0.00	0.00	0.00	0.0%
(c) TOTAL, SOURCES			0.00	0.00	0.00	0.00	0.00	0.0%
<b>USES</b>								
Transfers of Funds from Lapsed/Reorganized LEAs		7651	0.00	0.00	0.00	0.00	0.00	0.0%
All Other Financing Uses		7699	0.00	0.00	0.00	0.00	0.00	0.0%
(d) TOTAL, USES			0.00	0.00	0.00	0.00	0.00	0.0%
<b>CONTRIBUTIONS</b>								
Contributions from Unrestricted Revenues		8980	0.00	0.00	0.00	0.00	0.00	0.0%
Contributions from Restricted Revenues		8990	0.00	0.00	0.00	0.00	0.00	0.0%
(e) TOTAL, CONTRIBUTIONS			0.00	0.00	0.00	0.00	0.00	0.0%
TOTAL, OTHER FINANCING SOURCES/USES								
(a - b + c - d + e)			(95,391.00)	(95,391.00)	0.00	(95,391.00)		

Millbrae Elementary  
San Mateo County

2024-25 Second Interim  
Special Reserve Fund for Capital Outlay Projects  
Restricted Detail

41689730000000  
Form 401  
F82H7C136B(2024-25)

Resource	Description	2024-25 Projected Totals
9010	Other Restricted Local	2,696,840.78
Total, Restricted Balance		2,696,840.78

GENERAL FUND REVENUES

LOCAL CONTROL FUNDING FORMULA (LCFF)

Please provide details of the assumptions used in calculating the District's LCFF funding:		
FY 2024-25	FY 2025-26	FY 2026-27
Gap Funding Rate	Gap Funding Rate	Gap Funding Rate
COLA 1.07%	COLA 2.43%	COLA 3.52%
ADA 2025.58	ADA 2034.80	ADA 2034.80
Enrollment 2120	Enrollment 2130	Enrollment 2130
Unduplicated Pupil % 33.54%	Unduplicated Pupil % 32.19%	Unduplicated Pupil % 31.02%
CSR Ratio: Alternatively Bargained CSR Ratio	CSR Ratio: Alternatively Bargained CSR Ratio	CSR Ratio: Alternatively Bargained CSR Ratio
(If higher than 24:1, indicate if district has an alternatively bargained CSR ratio.)	(If higher than 24:1, indicate if district has an alternatively bargained CSR ratio.)	(If higher than 24:1, indicate if district has an alternatively bargained CSR ratio.)
Explain below any material changes in LCFF calculation factors between fiscal years:	Explain below any material changes in LCFF calculation factors between fiscal years:	Explain below any material changes in LCFF calculation factors between fiscal years:

BASIC AID DISTRICTS

Indicate the projected growth in property taxes each year. Explain significant changes in property tax projections between fiscal years.		
FY 2024-25	FY 2025-26	FY 2026-27
N/A	N/A	N/A

FEDERAL REVENUES

Indicate assumptions used in projecting Federal Revenues. Explain any significant changes between fiscal years.		
FY 2024-25	FY 2025-26	FY 2026-27
Federal Revenue represents 2.24% of the total General Fund revenues. It includes funding for Special Education in the amount of \$397,111, Title I of \$200,894, Title II of \$40,959, Title III of \$52,100 Title IV of \$12,500. Federal Revenue reflects an increase of \$6k from the 1st interim.	Enrollment and ADA are similar to those in FY 2024–25	Enrollment and ADA are similar to those in FY 2025-26

STATE REVENUES

Indicate assumptions used in projecting State Revenues. Explain significant changes between fiscal years.		
FY 2024-25	FY 2025-26	FY 2026-27
Other State Revenue represents 11% of the total General Fund revenues and includes Lottery Funding (Unrestricted/Restricted), Mandated Cost Reimbursement, ASES Program, STRS on behalf, Expanded Learning Opportunities Program (ELOP), Educator Effectiveness, Arts, Music and Instructional Discretionary Block Grant, Learning Recovery Emergency Block Grant and Special Ed Mental Health Funding. Other State revenue reflects an overall increase \$12k from 1st Interim.	Similar projections to FY 2024–25	Similar projections to FY 2025-26

If the District included One-Time Discretionary Funding in the multi-year projections, indicate the total amount or the per-pupil funding rate used in the calculation of revenues.		
FY 2024-25	FY 2025-26	FY 2026-27
Indicate per ADA funding rate used for Unrestricted and Restricted lottery revenues each year.		
FY 2024-25	FY 2025-26	FY 2026-27
Unrestricted Lottery (\$191/ADA), Restricted Lottery (\$82/ADA)	Unrestricted Lottery (\$191/ADA), Restricted Lottery (\$82/ADA)	Unrestricted Lottery (\$191/ADA), Restricted Lottery (\$82/ADA)

LOCAL REVENUES

Indicate assumptions used in projecting Local Revenues. Explain significant changes between fiscal years.		
FY 2024-25	FY 2025-26	FY 2026-27
Other Local Revenue represents 11.46% of total General Fund revenues. The unrestricted revenue includes Interest Income, leased site revenue, and retiree reimbursement revenue. Restricted local revenue includes revenue from Parcel Tax Revenue, Millbrae Education Foundation, and local site donations and grants. Other Local Revenue reflects a decrease of \$383k compared to 1st interim, primarily due to interest income and Big Lift add'l funding.	Similar projections to FY 2024–25	Similar projections to FY 2025-26

Are there parcel taxes or other local revenue sources that are due to expire in the current or subsequent two fiscal years? If so, please indicate district plans to address the loss in revenues.		
FY 2024-25	FY 2025-26	FY 2026-27
N/A	N/A	N/A

OTHER FINANCING SOURCES & USES

Describe the nature and purpose of amounts shown in the following accounts:		
FY 2024-25	FY 2025-26	FY 2026-27
a) Interfund Transfers In/Out	a) Interfund Transfers In/Out	a) Interfund Transfers In/Out
This category is to account for the transfer, \$275k from Fund 20 to Fund 01 to cover retiree health & welfare spending and transfer, \$95k from Fund 40 to Fund 01	Similar projections to FY 2024–25	Similar projections to FY 2025-26

DISTRICT NAME: Millbrae School District

b) Other Sources/Uses	b) Other Sources/Uses	b) Other Sources/Uses
N/A	N/A	N/A
c) Contributions	c) Contributions	c) Contributions
continues to reflect 3% required contribution to Routine	continues to reflect 3% required contribution to Routine	continues to reflect 3% required contribution to Routine
Restricted Maintenance and Special Ed.	Restricted Maintenance and Special Ed.	Restricted Maintenance and Special Ed.

#### GENERAL FUND EXPENDITURES

##### CERTIFICATED & CLASSIFIED SALARIES

Indicate assumptions used in projecting Certificated Salaries (1000-1999). Explain significant changes between fiscal years. (e.g. staffing increases/reductions due to anticipated growth/decline in ADA, negotiation settlement, new positions added, salary and benefit increases, etc.)

FY 2024-25	FY 2025-26	FY 2026-27
Certificated salaries represent 41% of the total General Fund expenditures; approximately 74% of the total certificated positions are funded by unrestricted funds and 26% of the total positions are funded by restricted funds. 2024-25 Certificated Staffing is projected at 117.5 FTE.	similar to FY2425 plus 2 Certificated teachers	Similar projections to FY 2025-26

Indicate assumptions used in projecting Classified Salaries (2000-2999). Explain significant changes between fiscal years. (e.g. staffing increases/reductions due to anticipated growth/decline in ADA, negotiation settlement, new positions added, salary and benefit increases, etc.)

FY 2024-25	FY 2025-26	FY 2026-27
The projected Classified Staffing is anticipated to be 80.563Full-Time Equivalents (FTE)	similar to FY2425 plus 2TK Aids	Similar projections to FY 2025-26

Indicate the status of negotiations for each of the district's collective bargaining units during budget adoption.

FY 2024-25	FY 2025-26	FY 2026-27
Certificated: settled	Certificated: not settled	Certificated: not settled
Classified: settled	Classified: not settled	Classified: not settled
Mgmt. & Confidential: settled	Mgmt. & Confidential: not settled	Mgmt. & Confidential: not settled
Other bargaining units: N/A	Other bargaining units: N/A	Other bargaining units: N/A

If negotiations are **settled**, indicate the negotiated increase in compensation and benefits for each fiscal year and **whether the costs of settlement are included in the budget and MYP**.

FY 2024-25	FY 2025-26	FY 2026-27
settled	not settled	not settled

If negotiations are **not settled**, indicate the total estimated costs of potential settlements that are included in the budget or set aside as reserves in the components of ending fund balance.

FY 2024-25	FY 2025-26	FY 2026-27

Indicate assumptions for step & column adjustments, any furlough days, and other major assumptions used in projecting salaries and benefits budget.

FY 2024-25	FY 2025-26	FY 2026-27
Step & column %: 2%	Step & column %: 2%	Step & column %: 2%
Furlough Days included in the budget:	Furlough Days included in the budget:	Furlough Days included in the budget:
Others assumptions:	Others assumptions:	Others assumptions:

##### EMPLOYEE BENEFITS

Indicate assumptions used in projecting Employee Benefits (3000-3999) such as the rates used in projecting employer costs for STRS, PERS, Social Security, Medicare, Unemployment Insurance, and Workers' Compensation for the current and subsequent two fiscal years. Explain significant changes between fiscal years.

FY 2024-25	FY 2025-26	FY 2026-27
STRS: 19.10%	STRS: 19.10%	STRS: 19.10%
PERS: 27.05%	PERS: 27.40%	PERS: 27.50%
FICA: .062, Medicare .0145, Unemployment .20%	FICA: .062, Medicare .0145, Unemployment .20%	FICA: .062, Medicare .0145, Unemployment .20%
Workers compensation: .020890	Workers compensation: .020890	Workers compensation: .020890

##### RETIREMENT INCENTIVE

Indicate the cost of any golden handshake or other retirement incentives included in the budget, the number of retirees covered, and the assumptions used to project costs.

FY 2024-25	FY 2025-26	FY 2026-27
N/A	N/A	N/A
Indicate the object and fund in which the retirement benefits/costs are recorded in the multi-year projections.		
FY 2024-25	FY 2025-26	FY 2026-27
Retirement benefits are reflected in object code 3710/3720	Retirement benefits are reflected in object code 3710/3720	Retirement benefits are reflected in object code 3710/3720

##### OTHER SIGNIFICANT EXPENDITURES (Object Codes 4000 through 7999)

Indicate assumptions used in projecting expenditures in the following expenditure categories. Explain significant increases or decreases in the budget between fiscal years.

FY 2024-25	FY 2025-26	FY 2026-27
a) 4000-Books & Supplies	a) 4000-Books & Supplies	a) 4000-Books & Supplies
Books and Supplies has increased by \$206k from 1st interim, which is mainly due to Big Lift add'l funding and IT and Facilities dept purchase	Books and supplies is maintained at the similar level as 24/25.	Books and supplies is maintained at the similar level as 25/26.

**DISTRICT NAME: Millbrae School District**

b) 5000-Services & Other Operating Costs	b) 5000-Services & Other Operating Costs	b) 5000-Services & Other Operating Costs
Services and Other Operating Costs increased \$110k from 1st interim, mainly due to insurance expense	maintained at the similar level as 24/25.	maintained at the similar level as 25/26.
c) 6000-Capital Outlay	c) 6000-Capital Outlay	c) 6000-Capital Outlay
no significant change	no significant change	no significant change
d) 7000-Other Outgo	d) 7000-Other Outgo	d) 7000-Other Outgo
Other Outgo has been maintained from prior year to reflect student placements for county programs.	Other Outgo has been maintained from prior year to reflect student placements for county programs.	Other Outgo has been maintained from prior year to reflect student placements for county programs.

**COMPONENTS OF GENERAL FUND ENDING BALANCE**

Indicate purpose of any "Committed" and "Assigned amounts in the Components of General Fund Ending Balance.		
<b>FY 2024-25</b>	<b>FY 2025-26</b>	<b>FY 2026-27</b>
Petty Cash - \$20	Petty Cash - \$20	Petty Cash - \$20
Restricted Reserve - \$2,578,009	Restricted Reserve - \$997,913	Restricted Reserve - \$0
Reserve for Deficit Spending - \$3,277,095	Reserve for Deficit Spending - \$1,571,258	Reserve for Deficit Spending - \$1,447,297
Assigned to reserve by Governing Board \$4,889,098	Assigned to reserve by Governing Board \$6,541,750	Assigned to reserve by Governing Board \$5,984,468
Reserve for Economic Uncertainties - \$1,041,762	Reserve for Economic Uncertainties - \$1,059,207	Reserve for Economic Uncertainties - \$1,077,104

**NET CHANGE IN FUND BALANCE - GENERAL FUND**

Explain any significant operating deficit in Unrestricted General Fund. Indicate whether the deficits are ongoing or one-time. If ongoing, provide information on district's plan to address or eliminate deficits in the future.		
<b>FY 2024-25</b>	<b>FY 2025-26</b>	<b>FY 2026-27</b>
attributed to the depletion of most federal and state one-time funds, alongside a flat in student enrollment and a rise in expenses for Salaries and Benefits	attributed to the depletion of most federal and state one-time funds, alongside a flat in student enrollment and a rise in expenses for Salaries and Benefits	attributed to the depletion of most federal and state one-time funds, alongside a flat in student enrollment and a rise in expenses for Salaries and Benefits
However, the district will need to review and monitor staffing and expenditures to offset the deficit spending projected for FY2425	However, the district will need to review and monitor staffing and expenditures to offset the deficit spending projected for FY2526	However, the district will need to review and monitor staffing and expenditures to offset the deficit spending projected for FY2627

**SHORT & LONG TERM OBLIGATIONS**

**TAX AND REVENUE ANTICIPATION NOTES (TRANS) or TEMPORARY INTERFUND BORROWINGS**

For any anticipated TRANS, identify the estimated issue amount, costs, and other repayment terms. For interfund borrowings, indicate amount of loan and specific fund source.		
<b>FY 2024-25</b>	<b>FY 2025-26</b>	<b>FY 2026-27</b>
1) TRANS Amount: N/A	1) TRANS Amount: N/A	1) TRANS Amount: N/A
Issuance Costs:	Issuance Costs:	Issuance Costs:
2) Interfund Borrowing Amount: N/A	2) Interfund Borrowing Amount: N/A	2) Interfund Borrowing Amount: N/A
Fund Source:	Fund Source:	Fund Source:

**LONG-TERM DEBTS**

Indicate amounts of outstanding voter and non-voter approved debts or obligations of the district such as GO Bonds, BANs, COPs, lease-purchases, loans and/or other borrowings.		
<b>FY 2024-25</b>	<b>FY 2025-26</b>	<b>FY 2026-27</b>
GO Bonds \$42,989,527	GO Bonds \$41,294,527	GO Bonds \$35,014,527
COPs N/A	COPs N/A	COPs N/A
BANs N/A	BANs N/A	BANs N/A
Capital Leases N/A	Capital Leases N/A	Capital Leases N/A
Other Borrowings: N/A	Other Borrowings: N/A	Other Borrowings: N/A
	new GO Bond- Measure J approved 95mil	new GO Bond- Measure J approved 95mil

**OTHER FUNDS**

*(Please modify account titles, as appropriate, or add rows for additional funds not listed below.)*

For each district fund, indicate assumptions used in projecting revenues, expenditures, interfund transfers, and other sources/uses. Provide explanation for significant changes between fiscal years.

**Fund 08 – STUDENT ACTIVITY FUND**

<b>FY 2024-25</b>	<b>FY 2025-26</b>	<b>FY 2026-27</b>
Maintained at a similar level to previous years	Maintained at a similar level to previous years	Maintained at a similar level to previous years

**Fund 11 – ADULT EDUCATION**

<b>FY 2024-25</b>	<b>FY 2025-26</b>	<b>FY 2026-27</b>
N/A	N/A	N/A

**Fund 12 – CHILD DEVELOPMENT**

<b>FY 2024-25</b>	<b>FY 2025-26</b>	<b>FY 2026-27</b>
N/A	N/A	N/A

DISTRICT NAME: Millbrae School District

Fund 13 – CAFETERIA

FY 2024-25	FY 2025-26	FY 2026-27
No significant changes from prior year.	No significant changes from prior year.	No significant changes from prior year.

Fund 14 – DEFERRED MAINTENANCE

FY 2024-25	FY 2025-26	FY 2026-27
N/A	N/A	N/A

Fund 17 – SPECIAL RESERVE OTHER THAN CAPITAL OUTLAY PROJECTS

FY 2024-25	FY 2025-26	FY 2026-27
No significant changes from prior year.	No significant changes from prior year.	No significant changes from prior year.

Fund 20 – SPECIAL RESERVE FUND FOR POST-EMPLOYMENT BENEFITS

FY 2024-25	FY 2025-26	FY 2026-27
The District established F20 to account for funds set aside to partially fund OPEB liability. Transfer 275k to F01 to cover retiree H&W	The District established F20 to account for funds set aside to partially fund OPEB liability. Transfer 275k to F01 to cover retiree H&W	The District established F 20 to account for funds set aside to partially fund OPEB liability. Transfer 275k to F01 to cover retiree H&W

Fund 21 – BUILDING FUND

FY 2024-25	FY 2025-26	FY 2026-27
N/A	N/A	N/A

Fund 25 – CAPITAL FACILITIES FUND

FY 2024-25	FY 2025-26	FY 2026-27
Continues to reflect revenue from developer fees and interest.	Continues to reflect revenue from developer fees and interest.	Continues to reflect revenue from developer fees and interest.

Fund 35 – COUNTY SCHOOL FACILITIES FUND

FY 2024-25	FY 2025-26	FY 2026-27
N/A	N/A	N/A

Fund 40 – SPECIAL RESERVE FUND FOR CAPITAL OUTLAY PROJECTS

FY 2024-25	FY 2025-26	FY 2026-27
Fund 40 continues to reflect funds from sale of Millbrae school site. As the District moves forward with facility and modernization projects that were not within the scope of the bond projects, the budget will be updated to reflect planned project and expenditures as outlined in facility master plan.	Fund 40 continues to reflect funds from sale of Millbrae school site. As the District moves forward with facility and modernization projects that were not within the scope of the bond projects, the budget will be updated to reflect planned project and expenditures as outlined in facility master plan.	Fund 40 continues to reflect funds from sale of Millbrae school site. As the District moves forward with facility and modernization projects that were not within the scope of the bond projects, the budget will be updated to reflect planned project and expenditures as outlined in facility master plan.

OTHER DISTRICT FUNDS (insert additional rows, as necessary, to include all district's fund accounts.)

Fund \_\_\_\_\_

FY 2024-25	FY 2025-26	FY 2026-27
	Fund 51	Fund 51
	new GO Bond- Measure J approved 95mil	new GO Bond- Measure J approved 95mil