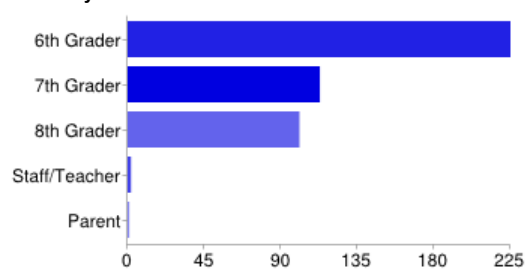


442 [responses](#)

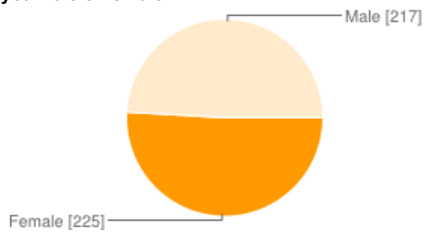
Summary [See complete responses](#)

Who are you?



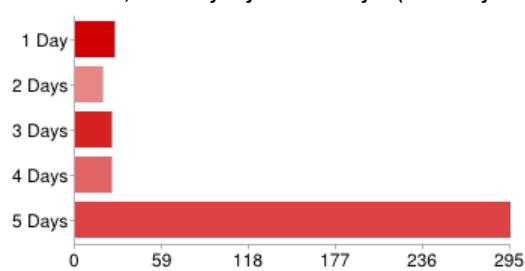
6th Grader	225	51%
7th Grader	113	26%
8th Grader	101	23%
Staff/Teacher	2	0%
Parent	1	0%

Are you male or female?



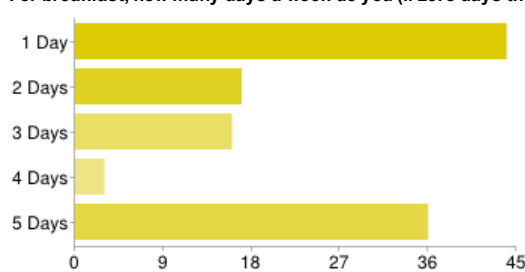
Female	225	51%
Male	217	49%

For breakfast, how many days a week do you (if zero days then do not click any bubbles in that row). - Eat Breakfast at home



1 Day	27	6%
2 Days	19	4%
3 Days	25	6%
4 Days	25	6%
5 Days	295	67%

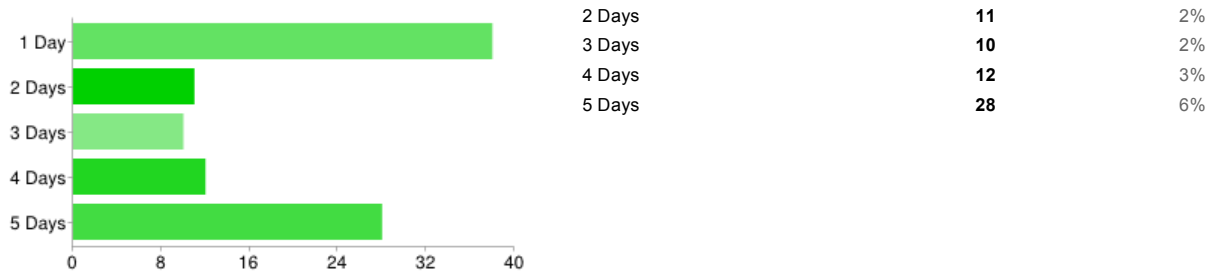
For breakfast, how many days a week do you (if zero days then do not click any bubbles in that row). - Eat breakfast at school




1 Day	44	10%
2 Days	17	4%
3 Days	16	4%
4 Days	3	1%
5 Days	36	8%

For breakfast, how many days a week do you (if zero days then do not click any bubbles in that row). - Don't eat breakfast

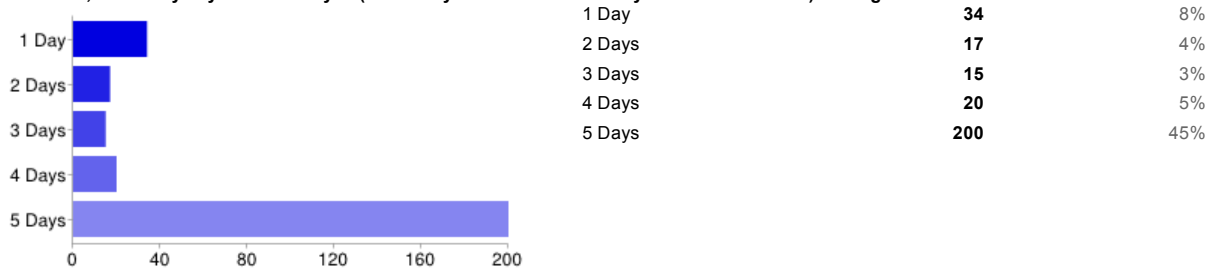
1 Day	38	9%
-------	-----------	----



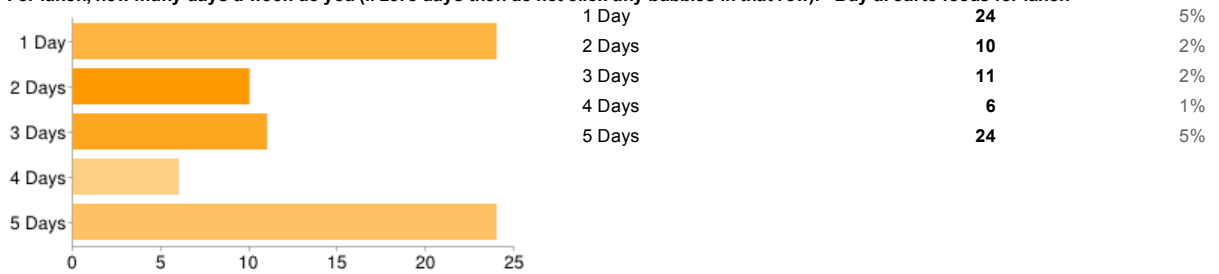
For lunch, how many days a week do you (if zero days then do not click any bubbles in that row). - Buy the regular lunch



For lunch, how many days a week do you (if zero days then do not click any bubbles in that row). - Bring lunch from home

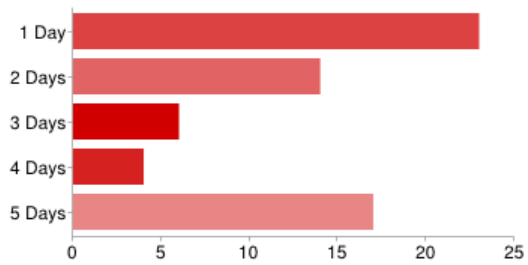


For lunch, how many days a week do you (if zero days then do not click any bubbles in that row). - Buy a la carte foods for lunch

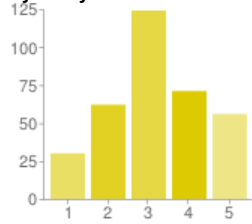


For lunch, how many days a week do you (if zero days then do not click any bubbles in that row). - Don't eat lunch

Days	Count	Percentage
1 Day	23	5%
2 Days	14	3%
3 Days	6	1%
4 Days	4	1%
5 Days	17	4%



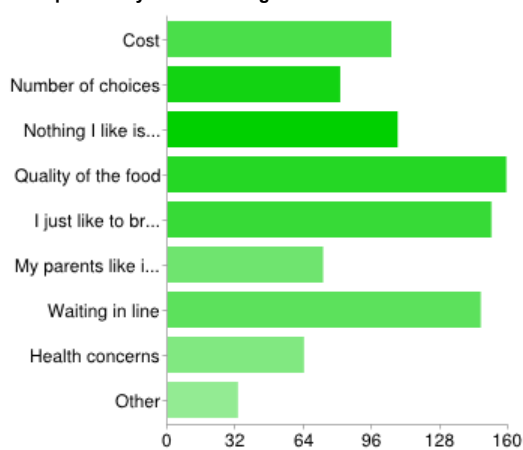
If you buy the school breakfast and/or lunch, how happy are you with the food?



1 - Very Happy	30	7%
2	62	14%
3	124	28%
4	71	16%
5 - Very Unhappy	56	13%

Very Happy Very Unhappy

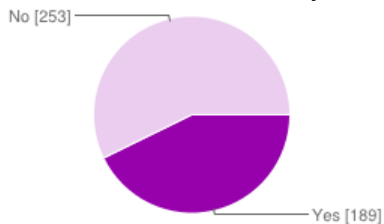
What prevents you from eating the school breakfasts and/or lunches?



Cost	105	26%
Number of choices	81	20%
Nothing I like is ever served	108	27%
Quality of the food	159	39%
I just like to bring my own food	152	37%
My parents like it when I bring my own food	73	18%
Waiting in line	147	36%
Health concerns	64	16%
Other	33	8%

People may select more than one checkbox, so percentages may add up to more than 100%.

Do you want to rate food dishes served at Taylor?

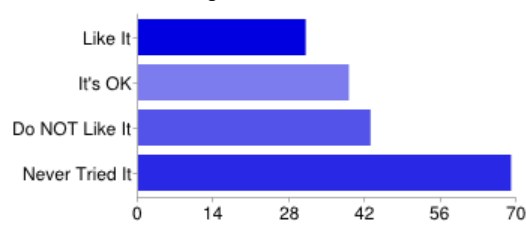


Yes	189	43%
No	253	57%

Taylor Lunch Items - Rate Them If You've Tried Them

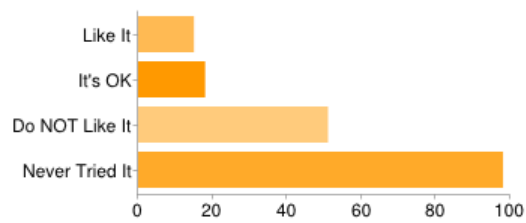
Please rate the following foods.

Please rate the following Asian Food Items - Sweet & Sour Chicken



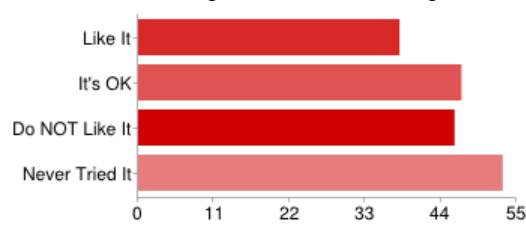
Like It	31	7%
It's OK	39	9%
Do NOT Like It	43	10%
Never Tried It	69	16%

Please rate the following Asian Food Items - Sweet & Sour Meatballs



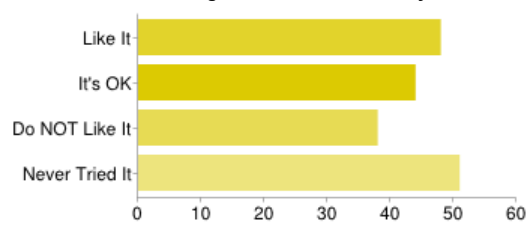
Like It	15	3%
It's OK	18	4%
Do NOT Like It	51	12%
Never Tried It	98	22%

Please rate the following Asian Food Items - Orange Chicken



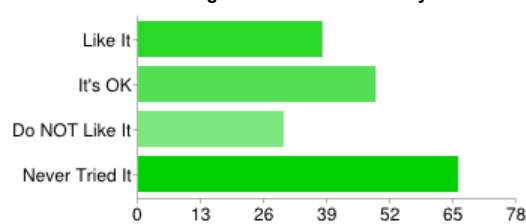
Like It	38	9%
It's OK	47	11%
Do NOT Like It	46	10%
Never Tried It	53	12%

Please rate the following Asian Food Items - Teriyaki Chicken



Like It	48	11%
It's OK	44	10%
Do NOT Like It	38	9%
Never Tried It	51	12%

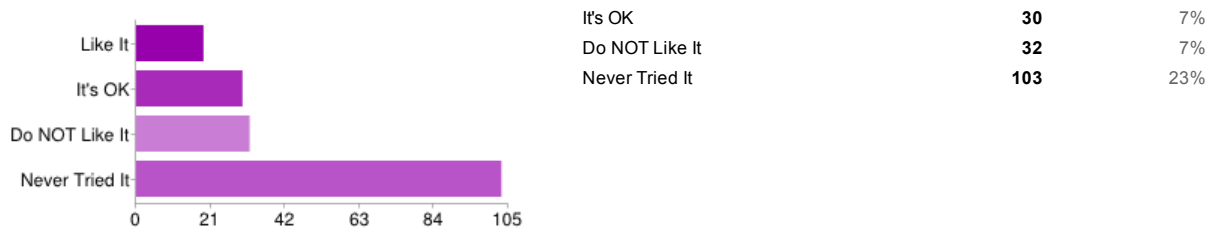
Please rate the following Asian Food Items - Teriyaki Beef



Like It	38	9%
It's OK	49	11%
Do NOT Like It	30	7%
Never Tried It	66	15%

Please rate the following Asian Food Items - Mongolian Beef

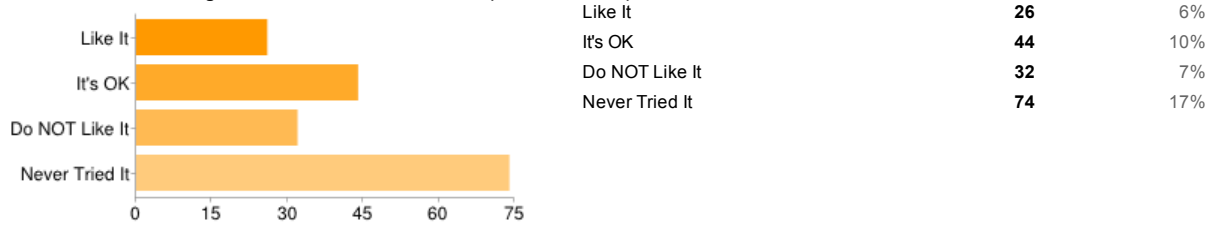
Like It	19	4%
---------	-----------	----



Please rate the following Asian Food Items - General Tso's Chicken



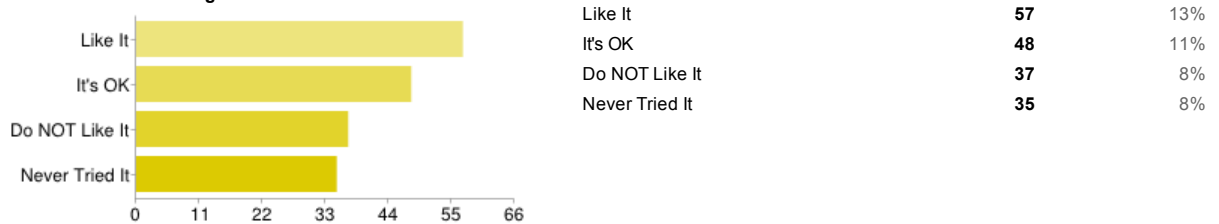
Please rate the following Mexican dishes - Meat Tostada (beef or chicken)



Please rate the following Mexican dishes - Bean and Cheese Burrito

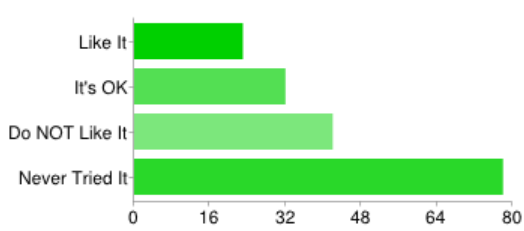


Please rate the following Mexican dishes - Nachos with Beef and Cheese



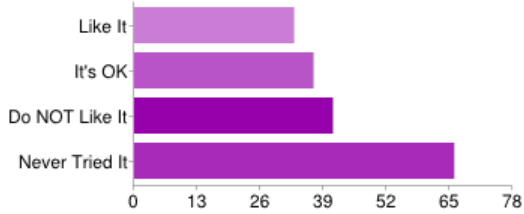
Please rate the following Mexican dishes - Burrito Bowl

Like It	23	5%
It's OK	32	7%



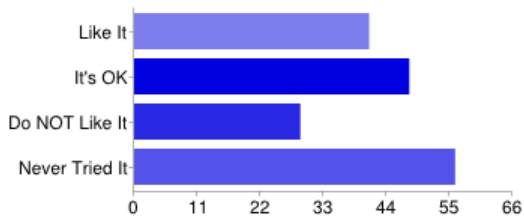
Do NOT Like It	42	10%
Never Tried It	78	18%

Please rate the following Mexican dishes - Enchiladas



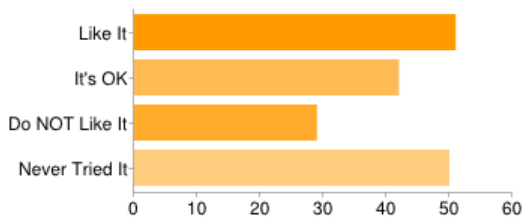
Like It	33	7%
It's OK	37	8%
Do NOT Like It	41	9%
Never Tried It	66	15%

Please rate the following Mexican dishes - Chicken Soft Taco



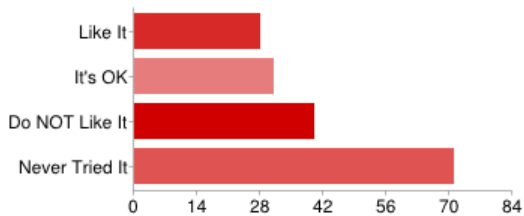
Like It	41	9%
It's OK	48	11%
Do NOT Like It	29	7%
Never Tried It	56	13%

Please rate the following Mexican dishes - Beef Hard Taco



Like It	51	12%
It's OK	42	10%
Do NOT Like It	29	7%
Never Tried It	50	11%

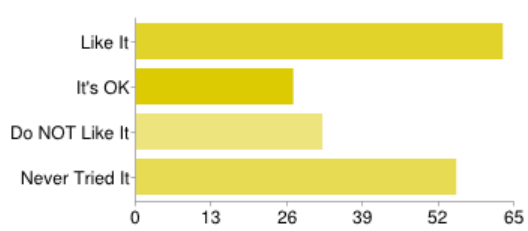
Please rate the following Mexican dishes - Turkey Carnitas Soft Taco



Like It	28	6%
It's OK	31	7%
Do NOT Like It	40	9%
Never Tried It	71	16%

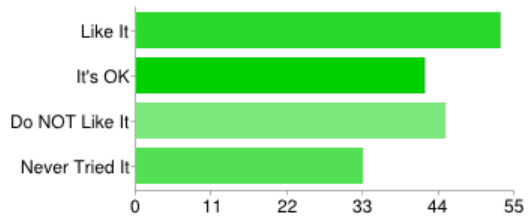
Please rate the following Mexican dishes - Quesadilla

Like It	63	14%
It's OK	27	6%



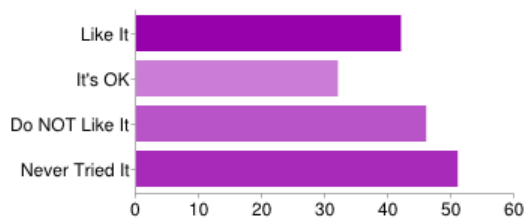
Do NOT Like It	32	7%
Never Tried It	55	12%

Please rate the following Italian dishes - Spaghetti & Meatballs



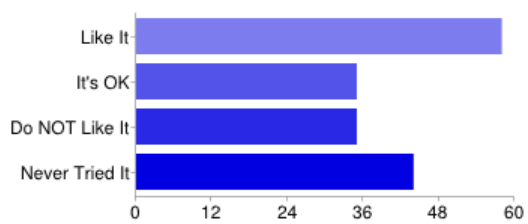
Like It	53	12%
It's OK	42	10%
Do NOT Like It	45	10%
Never Tried It	33	7%

Please rate the following Italian dishes - Spaghetti & Meat Sauce



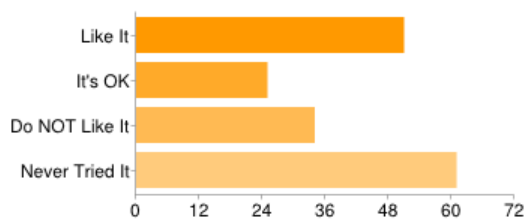
Like It	42	10%
It's OK	32	7%
Do NOT Like It	46	10%
Never Tried It	51	12%

Please rate the following Italian dishes - Chicken Alfredo



Like It	58	13%
It's OK	35	8%
Do NOT Like It	35	8%
Never Tried It	44	10%

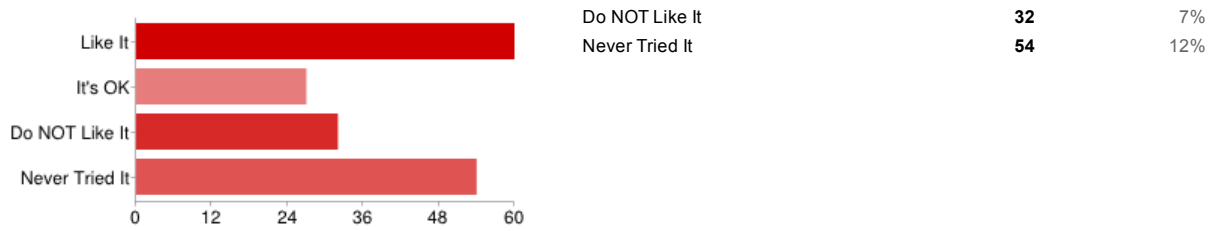
Please rate the following Italian dishes - Chicken Pesto Pasta



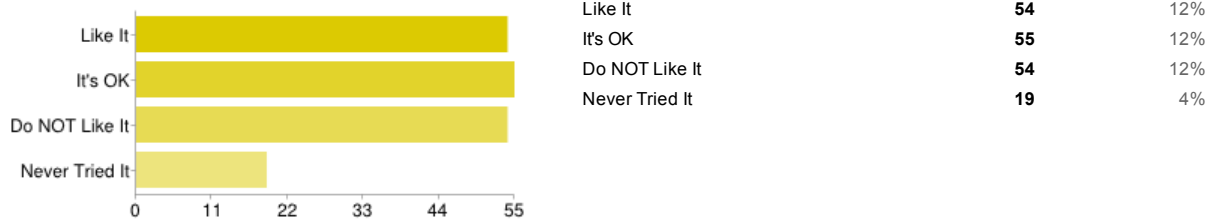
Like It	51	12%
It's OK	25	6%
Do NOT Like It	34	8%
Never Tried It	61	14%

Please rate the following Italian dishes - Mac & Cheese


Like It	60	14%
It's OK	27	6%



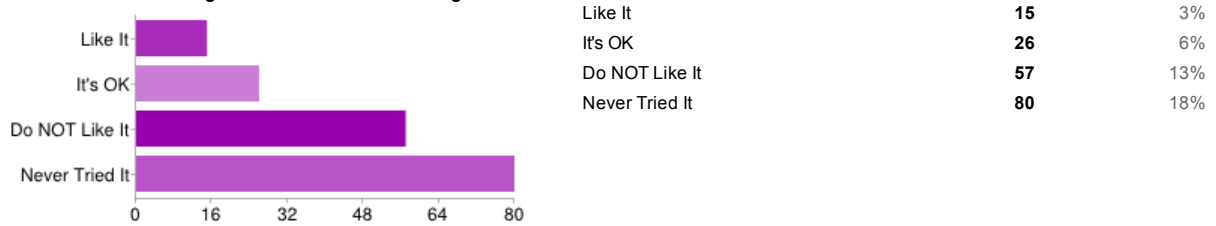
Please rate the following Grilled dishes - Hamburger



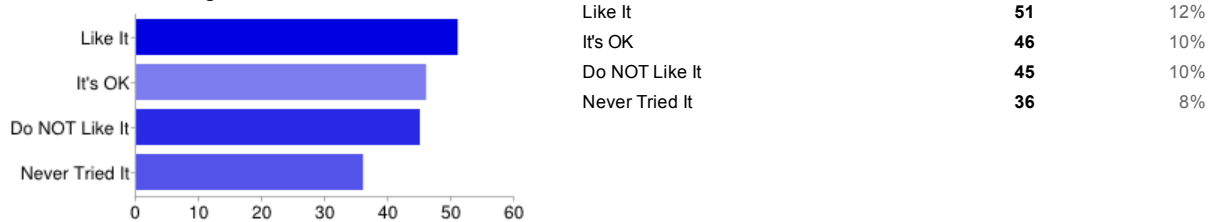
Please rate the following Grilled dishes - Cheeseburger



Please rate the following Grilled dishes - Garden Burger

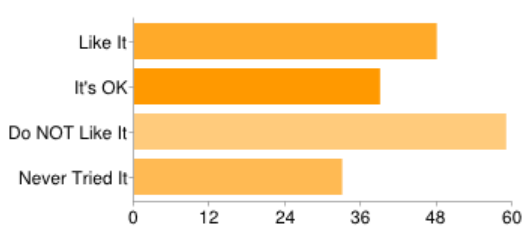


Please rate the following Grilled dishes - Chicken Sandwich



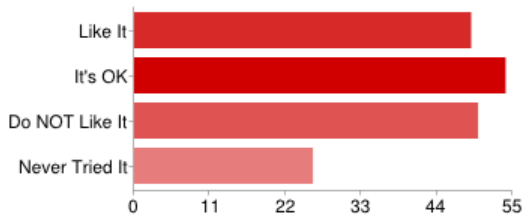
Please rate the following Grilled dishes - Hot and Spicy Chicken Sandwich

Like It	48	11%
It's OK	39	9%



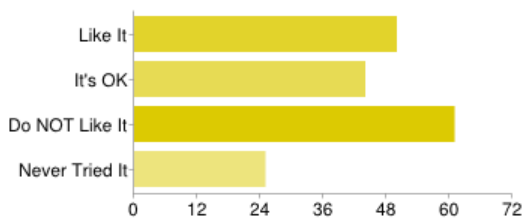
Do NOT Like It	59	13%
Never Tried It	33	7%

Please rate the following Grilled dishes - Hot Dog



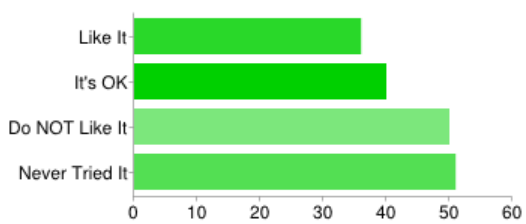
Like It	49	11%
It's OK	54	12%
Do NOT Like It	50	11%
Never Tried It	26	6%

Please rate the following Grilled dishes - Corndog



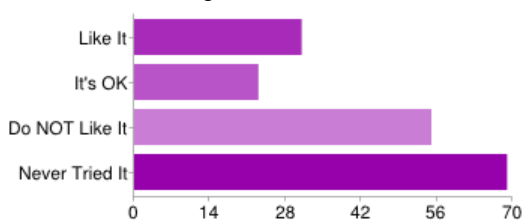
Like It	50	11%
It's OK	44	10%
Do NOT Like It	61	14%
Never Tried It	25	6%

Please rate the following Grilled dishes - Meatball Sub



Like It	36	8%
It's OK	40	9%
Do NOT Like It	50	11%
Never Tried It	51	12%

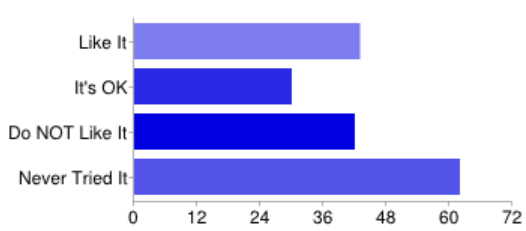
Please rate the following Grilled dishes - Hot Ham and Cheese



Like It	31	7%
It's OK	23	5%
Do NOT Like It	55	12%
Never Tried It	69	16%

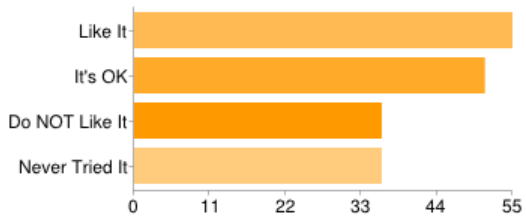
Please rate the following Grilled dishes - Grilled Cheese

Like It	43	10%
It's OK	30	7%



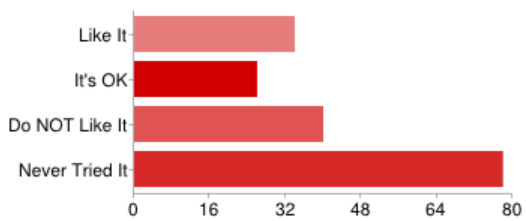
Do NOT Like It	42	10%
Never Tried It	62	14%

Please rate the following Grilled dishes - Chicken Tenders



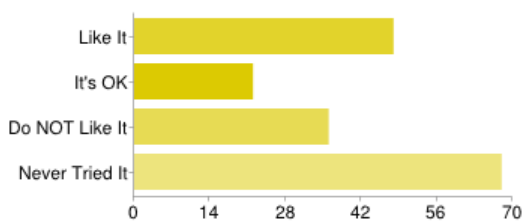
Like It	55	12%
It's OK	51	12%
Do NOT Like It	36	8%
Never Tried It	36	8%

Please rate the following Grilled dishes - BBQ Turkey Sandwich



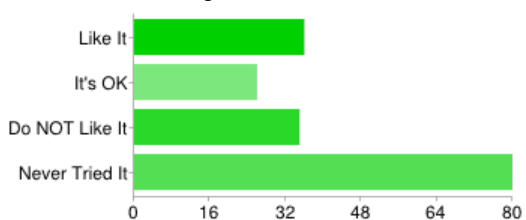
Like It	34	8%
It's OK	26	6%
Do NOT Like It	40	9%
Never Tried It	78	18%

Please rate the following Grilled dishes - Beef Rib-b-que



Like It	48	11%
It's OK	22	5%
Do NOT Like It	36	8%
Never Tried It	68	15%

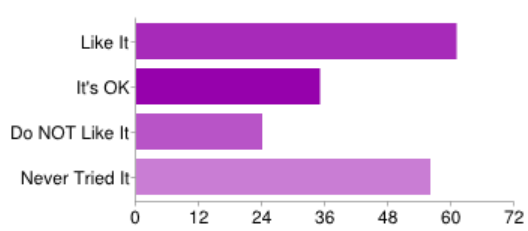
Please rate the following Grilled dishes - Italian Chicken Parmesan Sandwich



Like It	36	8%
It's OK	26	6%
Do NOT Like It	35	8%
Never Tried It	80	18%

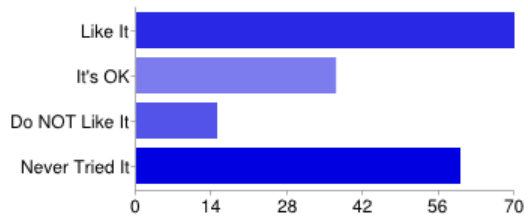
Please rate the following Grilled dishes - Breakfast for Lunch (pancakes, sausage, tots)

Like It	61	14%
It's OK	35	8%



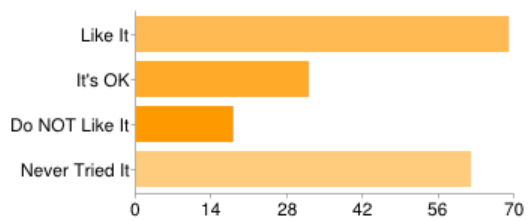
Do NOT Like It	24	5%
Never Tried It	56	13%

Please rate the following Breakfast dishes - Pancakes



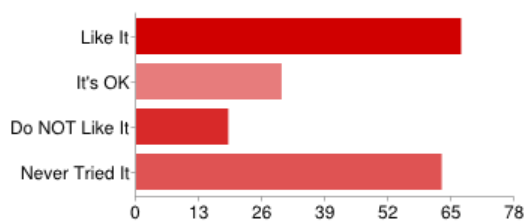
Like It	70	16%
It's OK	37	8%
Do NOT Like It	15	3%
Never Tried It	60	14%

Please rate the following Breakfast dishes - Waffles



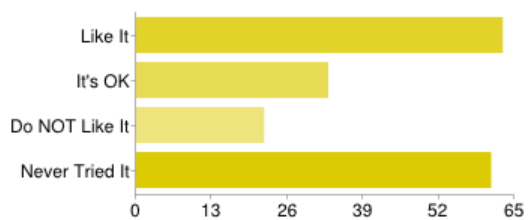
Like It	69	16%
It's OK	32	7%
Do NOT Like It	18	4%
Never Tried It	62	14%

Please rate the following Breakfast dishes - French Toast Sticks



Like It	67	15%
It's OK	30	7%
Do NOT Like It	19	4%
Never Tried It	63	14%

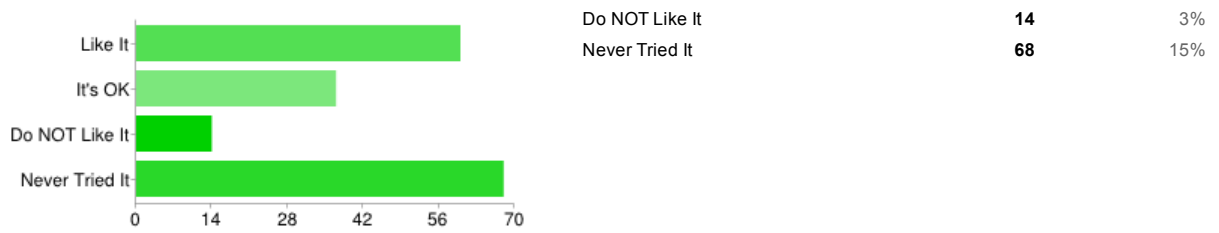
Please rate the following Breakfast dishes - Bagel and Cream Cheese



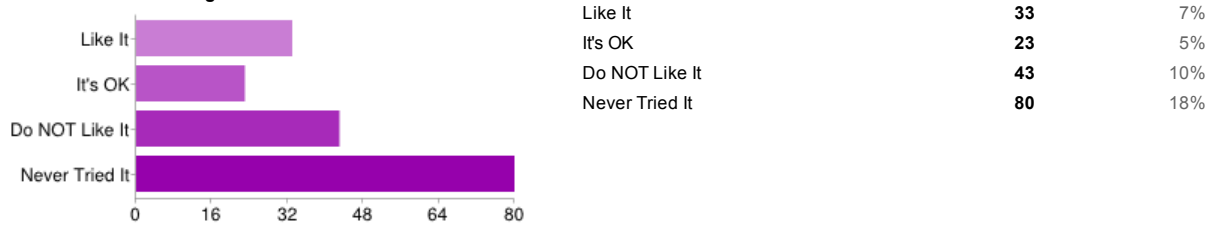
Like It	63	14%
It's OK	33	7%
Do NOT Like It	22	5%
Never Tried It	61	14%

Please rate the following Breakfast dishes - Cereal & Milk

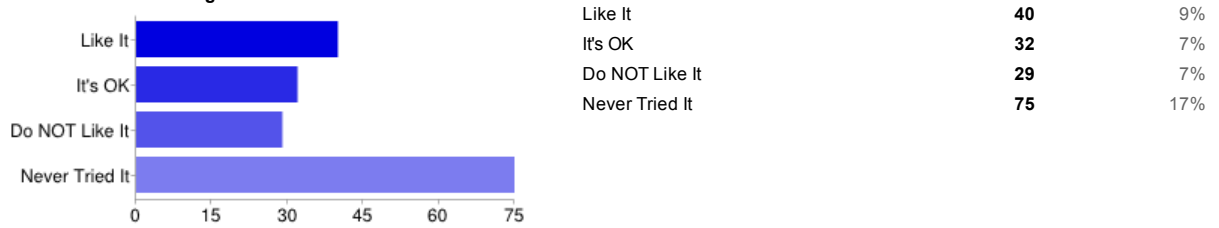
Like It	60	14%
It's OK	37	8%



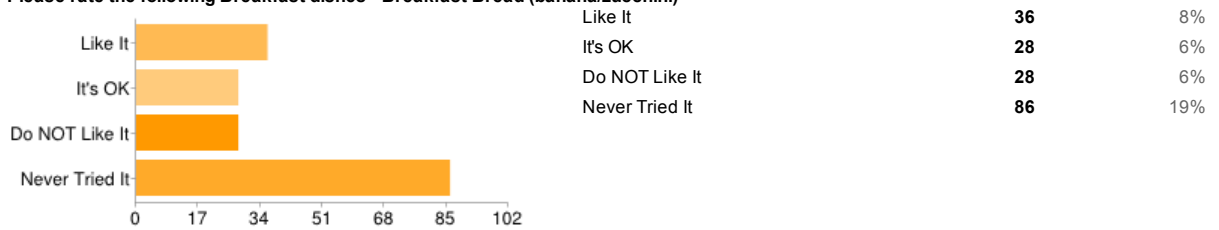
Please rate the following Breakfast dishes - Breakfast Burrito



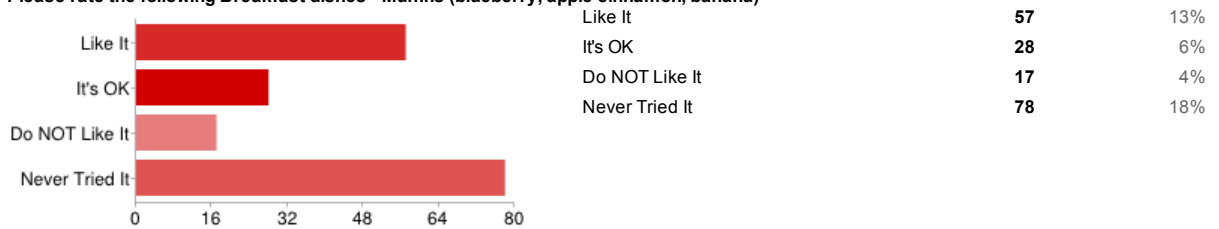
Please rate the following Breakfast dishes - Granola Bar



Please rate the following Breakfast dishes - Breakfast Bread (banana/zucchini)

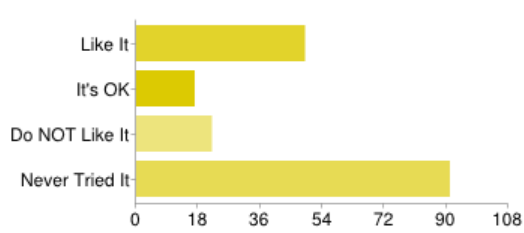


Please rate the following Breakfast dishes - Muffins (blueberry, apple cinnamon, banana)



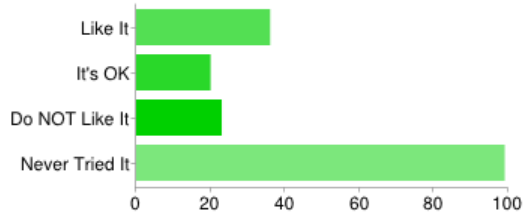
Please rate the following Breakfast dishes - Coffee Cake

Like It	49	11%
It's OK	17	4%



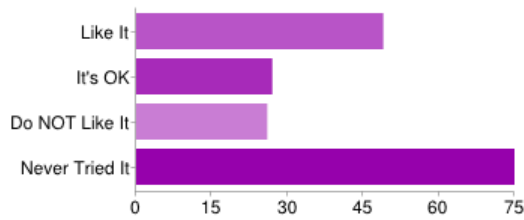
Do NOT Like It	22	5%
Never Tried It	91	21%

Please rate the following Breakfast dishes - Breakfast Bun



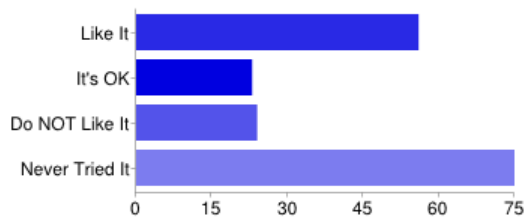
Like It	36	8%
It's OK	20	5%
Do NOT Like It	23	5%
Never Tried It	99	22%

Please rate the following Breakfast dishes - Breakfast Sandwich (egg and cheese; egg and meat; or egg, meat and cheese)



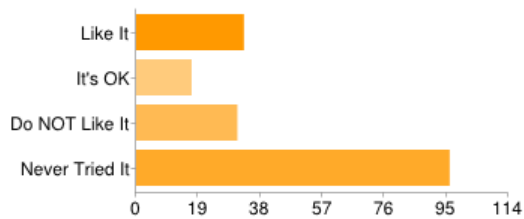
Like It	49	11%
It's OK	27	6%
Do NOT Like It	26	6%
Never Tried It	75	17%

Please rate the following Breakfast dishes - Breakfast Pizza



Like It	56	13%
It's OK	23	5%
Do NOT Like It	24	5%
Never Tried It	75	17%

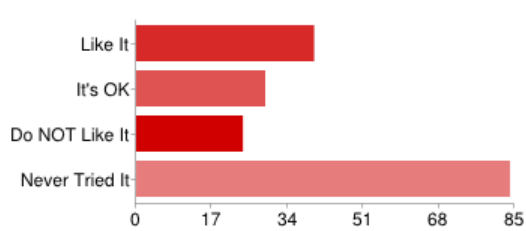
Please rate the following Breakfast dishes - Breakfast Sliders



Like It	33	7%
It's OK	17	4%
Do NOT Like It	31	7%
Never Tried It	96	22%

Please rate the following Breakfast dishes - Yogurt Cups

Like It	40	9%
It's OK	29	7%



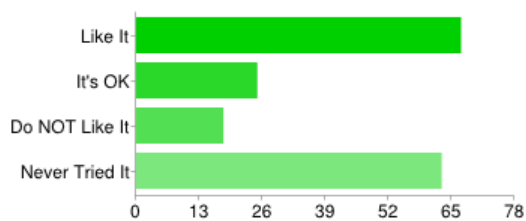
Do NOT Like It	24	5%
Never Tried It	84	19%

Please rate the following Breakfast dishes - Fruit and Yogurt Parfait



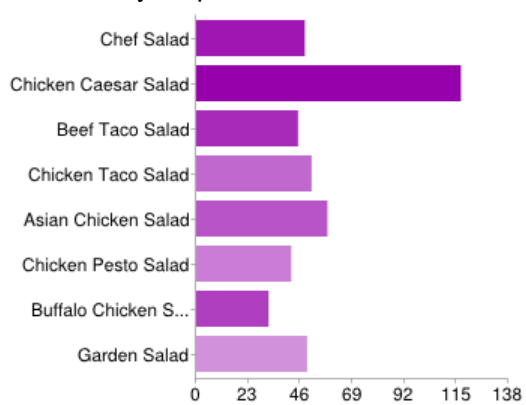
Like It	48	11%
It's OK	22	5%
Do NOT Like It	19	4%
Never Tried It	89	20%

Please rate the following Breakfast dishes - Fresh Fruits



Like It	67	15%
It's OK	25	6%
Do NOT Like It	18	4%
Never Tried It	63	14%

Please choose your top three favorite Cold Salads

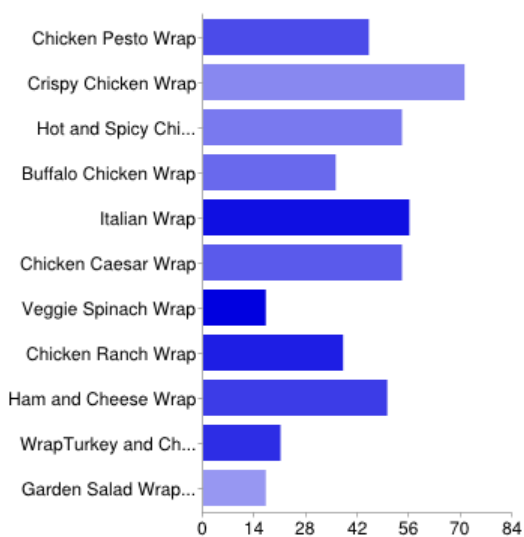


Chef Salad	48	30%
Chicken Caesar Salad	117	73%
Beef Taco Salad	45	28%
Chicken Taco Salad	51	32%
Asian Chicken Salad	58	36%
Chicken Pesto Salad	42	26%
Buffalo Chicken Salad	32	20%
Garden Salad	49	31%

People may select more than one checkbox, so percentages may add up to more than 100%.

Please choose your top 3 Cold Wraps

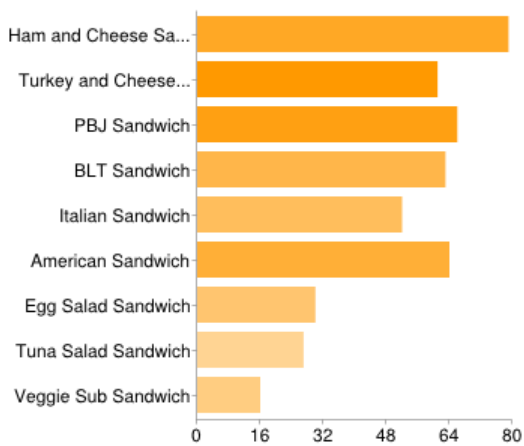
Chicken Pesto Wrap	45	29%
Crispy Chicken Wrap	71	46%
Hot and Spicy Chicken Wrap	54	35%
Buffalo Chicken Wrap	36	23%
Italian Wrap	56	36%
Chicken Caesar Wrap	54	35%
Veggie Spinach Wrap	17	11%
Chicken Ranch Wrap	38	24%
Ham and Cheese Wrap	50	32%



WrapTurkey and Cheese Wrap	21	13%
Garden Salad Wrap Wrap	17	11%

People may select more than one checkbox, so percentages may add up to more than 100%.

Please choose your top 3 Cold Sandwiches



Ham and Cheese Sandwich	79	49%
Turkey and Cheese Sandwich	61	38%
PBJ Sandwich	66	41%
BLT Sandwich	63	39%
Italian Sandwich	52	32%
American Sandwich	64	40%
Egg Salad Sandwich	30	19%
Tuna Salad Sandwich	27	17%
Veggie Sub Sandwich	16	10%

People may select more than one checkbox, so percentages may add up to more than 100%.

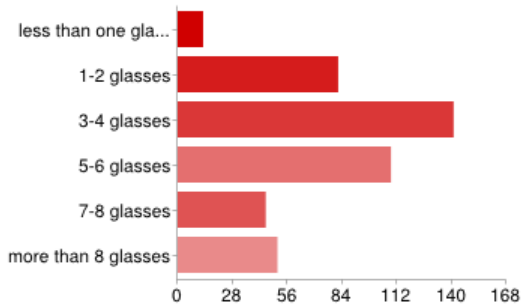
Anything else you would like to suggest the cafeteria serve?

Something thats actually good and worth eating, you dont have to have grains, make it actually taste good
 real pizza and they should change the crust on the pizza because it doesn't taste good to me. real, cafeteria-made, non factory processed food.
 cream, chocolate, sushi Foods with actual nutritious value as well as genuine taste. JUST SERVE NORMAL FOOD INSTEAD OF THE SLOP CURRENTLY PROVIDED!
 We are teens, not slaves you can serve leftovers to! Meet health standards or don't serve food at all! The food should not be intended for money, but health.
 There should be a larger ...

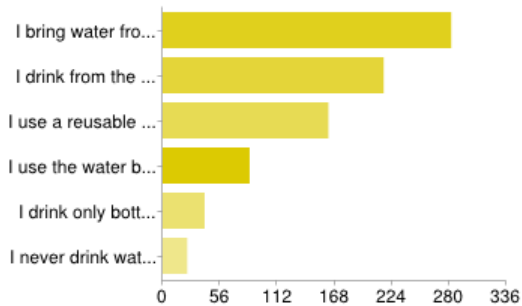
Taylor's Drink Page

On average, how much water do you drink in a typical day?

less than one glass (8 ounces)	13	3%
1-2 glasses	82	19%
3-4 glasses	141	32%
5-6 glasses	109	25%
7-8 glasses	45	10%
more than 8 glasses	51	12%



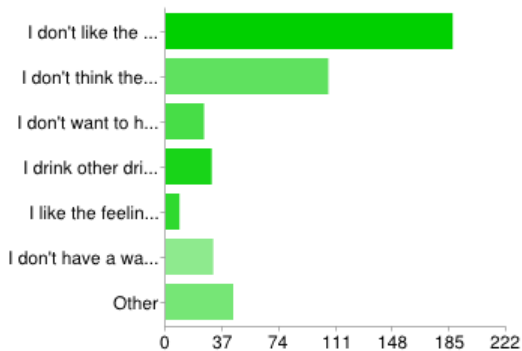
When drinking water at school...



I bring water from home	282	64%
I drink from the school fountains	216	49%
I use a reusable water bottle	162	37%
I use the water bottle filling station in new cafeteria to fill my bottle	85	19%
I drink only bottled water (disposable one-time use bottles)	41	9%
I never drink water at school	24	5%

People may select more than one checkbox, so percentages may add up to more than 100%.

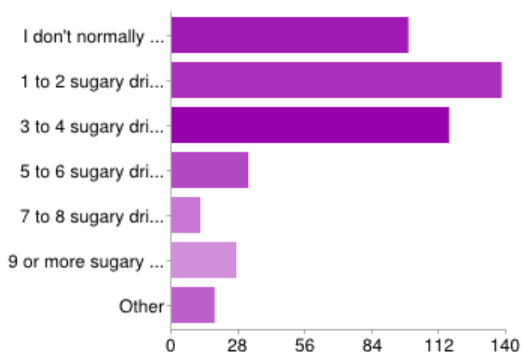
If you do not drink much fountain water at school, why?



I don't like the way the fountain water tastes	187	66%
I don't think the fountain water is safe to drink	106	38%
I don't want to have to use the restroom	25	9%
I drink other drinks instead of water	30	11%
I like the feeling of being dehydrated (headache, stomachache, sleepy and dull feeling)	9	3%
I don't have a water bottle	31	11%
Other	44	16%

People may select more than one checkbox, so percentages may add up to more than 100%.

In an typical week, on average how many sugary drinks to you drink (soda, juice, Gatorade, Frapachinos) etc.)



I don't normally drink sugary drinks	99	22%
1 to 2 sugary drinks in a week	138	31%
3 to 4 sugary drinks in a week	116	26%
5 to 6 sugary drinks in a week	32	7%
7 to 8 sugary drinks in a week	12	3%
9 or more sugary drinks in a week	27	6%
Other	18	4%

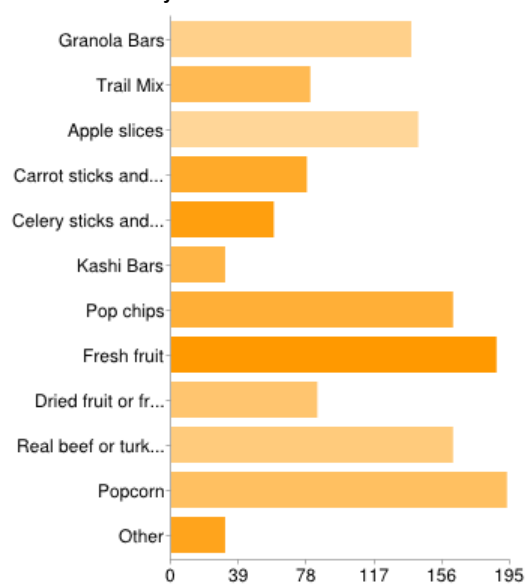
Which drinks do you prefer on the menu or al la carte?



Drink Category	Count	Percentage
1% regular milk	90	22%
Fat free chocolate milk	94	23%
Soy milk (sweetened)	36	9%
Izzes	216	52%
100% Fruit juices	154	37%
100% Vegetable juices	27	7%
Water Station (a location to fill water bottles w/ water)	126	30%
Seasonal Drinks (e.g., hot chocolate in the winter)	152	37%
Other	32	8%

People may select more than one checkbox, so percentages may add up to more than 100%.

What foods would you like al la carte?



Food Category	Count	Percentage
Granola Bars	138	34%
Trail Mix	80	20%
Apple slices	142	35%
Carrot sticks and dressing (Ranch)	78	19%
Celery sticks and nut butter	59	15%
Kashi Bars	31	8%
Pop chips	162	40%
Fresh fruit	187	47%
Dried fruit or fruit leathers	84	21%
Real beef or turkey jerky	162	40%
Popcorn	193	48%
Other	31	8%

People may select more than one checkbox, so percentages may add up to more than 100%.

Please feel free to say anything else regarding your experiences with the Taylor food service.

the food ios ok good They should get lays chips,and they should have coke and raspberry iced tea. Too little snacks to choose
 It is nasty food. should taste have chicken nuggets to subsatute for other food Taylor lunch is a true health concern. Instead of covering topics such as tattoos or concussions, Taylor Middle School should focus on eliminating its own health problems. How many students are (indirectly) forced into buying these unhealthy choices? How many students will suffer the health consequences? If Taylor truly cares about its students, and not money, it should make school lunches a ...

Please rate the following cold items

442

100%



Number of daily responses

